
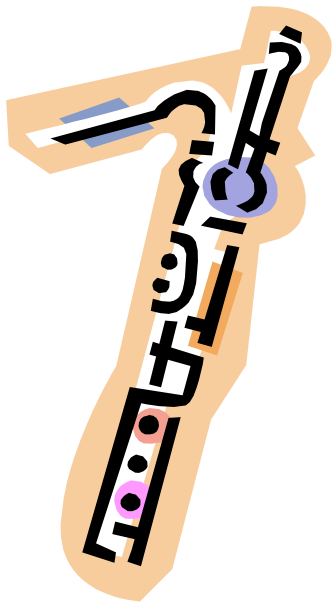


# *Pacetti Bay Middle School*



## *Individual Progress System For Band*



## The Pacetti Bay Band IPS

The Individual Progress System (IPS) is designed to be aligned with the benchmarks for M/J Band 1. Each level represents the standards from a 9 weeks period as outlined, beginning with the first 9 weeks of beginning band. Students may progress at their own pace, but should complete at least 10 “pass offs” (assignments) per 9 weeks. Each “pass off” assignment counts as a formative assignment, weighted double.

Students may perform the requirements for Mr. Sellers or Mr. Carey on designated class days. Students may set up an after school appointment time to perform assignments if they like. Exercises may be passed off in any order, but all of a level must be completed before proceeding to the next level.

***Sound Innovations, book 1 is the text used for this assignment list (IPS).***


### **LEVEL 1, text: Sound Innovations, Bk 1**



1. Demonstrate proper instrument assembly and care.
2. Demonstrate proper posture, hand position and embouchure (mallet grip for percussion).
3. Produce a steady, sustained characteristic sound on any pitch.
4. Identify the following in written music: CLEF, STAFF, TIME SIGNATURE (METER), BAR LINE, MEASURE, QUARTER NOTE, HALF NOTE, WHOLE NOTE, and corresponding rests (silent beats).
5. Produce a steady, sustained characteristic sound on two pitches (notes) and identify those pitches in written music (reference pages 5 and 6).
6. Perform #4
7. Perform #6
8. Perform #7
9. Perform #13
10. Perform #18

**LEVEL 2, text: Sound Innovations, Bk 1**

1. Perform #20
2. Perform the first 5 notes of #22. This is the first part of the b-flat concert major scale.
3. Perform #25
4. Perform #26
5. Perform #29
6. Perform #35
7. Perform #40
8. Perform #42
9. Perform #45
10. Perform #47 (and complete the written portion)



AND Count the rhythm on #51: A, B and C.

## **LEVEL 3, text: Sound Innovations, Bk 1**

1. Wind and Mallets: Demonstrate proper embouchure/grip, posture, hand position and a characteristic tone on your instrument by performing the B-flat or F (as assigned) concert major scale and arpeggios using the quarter note-eighth note rhythm pattern by memory at the metronome setting of quarter note=80 (see below). Also perform a chromatic scale from memory one octave (beginning with the first note of the assigned scale) in even quarter notes at the tempo: quarter note=80. Demonstrate the tuning of your instrument.  
Snare drum players: Rudiments #7, 10, 15, 16 and 31.

Beginning with this level and continuing for the remainder of assignments, percussionists will perform all percussion exercises to include accessory percussion, drums and mallets.

2. Perform #54
3. Perform #61
4. Perform #64
5. Perform #65
6. Perform #70 including writing your own variation and performing it.
7. Perform #71
8. Perform #75
9. Perform #76 with piano accompaniment for the class
10. Count #77



## LEVEL 4, text: Sound Innovations, Bk 1

1. Winds and Mallets: Demonstrate proper embouchure, posture, hand position and a characteristic tone on your instrument by performing the F, B-flat, and A-flat concert major scales and arpeggios using the quarter note - eighth note rhythm pattern by memory at quarter note = 80. Also perform the chromatic scale by memory in even quarter notes at the tempo quarter note =80 in the following ranges:

Flute - low F to second 8va B-flat  
Oboe - low C to second 8va G  
Bassoon - low F to high B-flat  
Clarinet - low E to third space C  
Saxophone - G to high C  
Trumpet - low G to third space C  
French Horn - low F to third space C  
Trombone - low F to B-flat  
Euphonium - low F to B-flat  
Tuba - low F to B-flat  
Mallets - full range of the instrument  
SNARE DRUM: Rudiments 22, 24, 32.

2. Perform #78.

3. Perform #81.

4. Perform #83.

5. Perform #84.

6. Perform #86.

7. Perform #89.

8. Perform #91.

9. Perform #95.

10. Count #95.



**Congratulations! You have completed the Pacetti Bay Band IPS and no more assignments are required for this school year. See Mr. Sellers or Mr. Carey for the special enrichment pass offs. If you complete enrichment, you will be considered for advanced placement in band for next school year!**