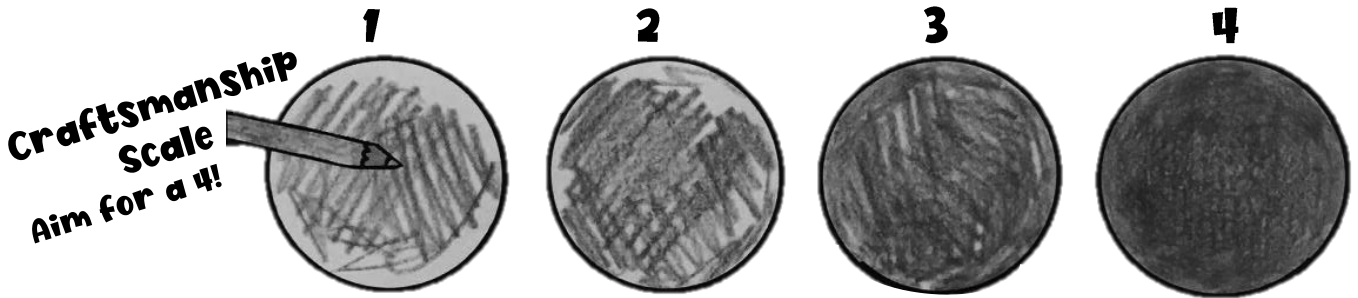


# Shading Practice

You will be using colored pencils and pencils for shading in your artwork!

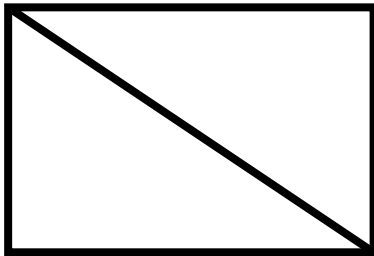
The goal is focusing on **coloring craftsmanship!**

Using colored pencils, practice your shading and craftsmanship!

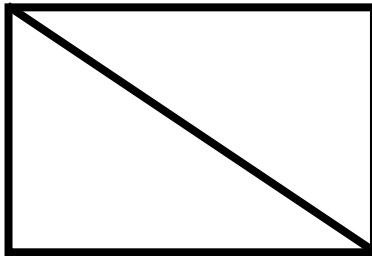


Practice shading with a black colored pencil and #2 pencil

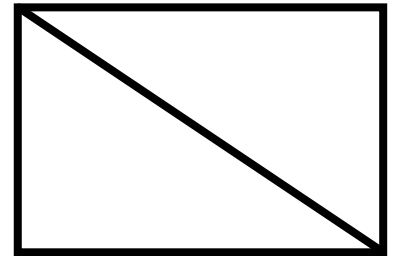
Light



Medium



Dark



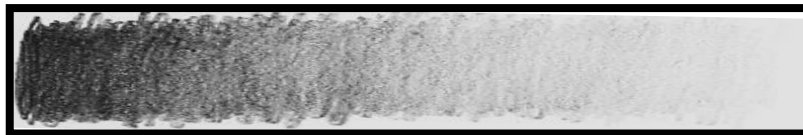
Practice shading a **gradient scale** with a black colored pencil!

Press down harder for darker shades and press down softer for lighter shades!

Dark → Light



Example:



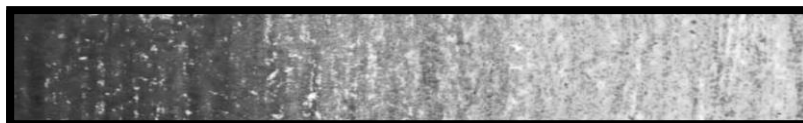
Practice shading a **gradient scale** with a #2 pencil!

Press down harder for darker shades and press down softer for lighter shades!

Dark → Light



Example:

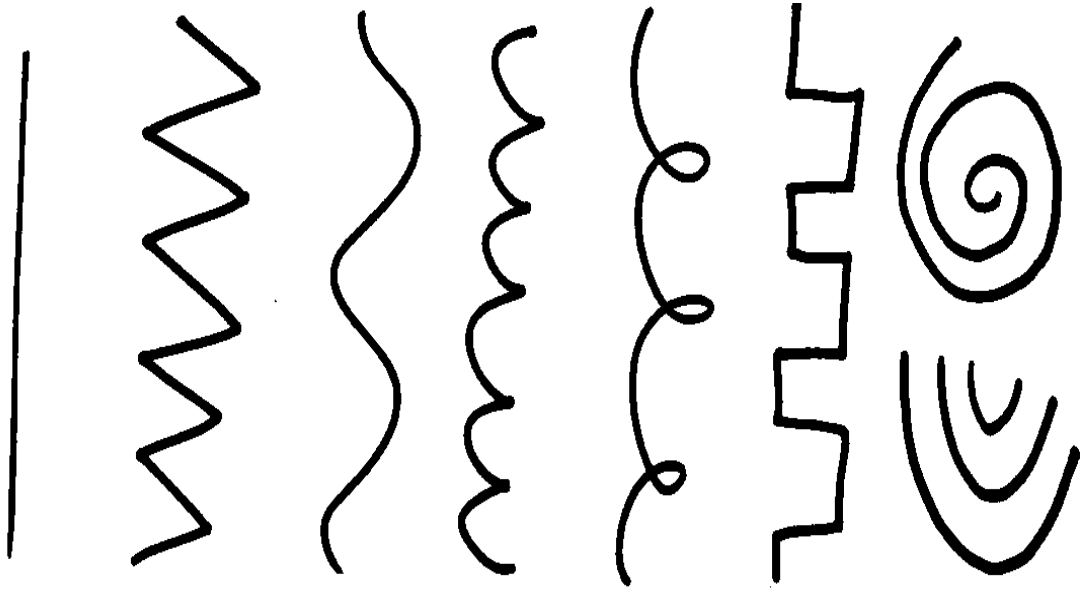


# Line Tracing Practice

You will be using marker to trace over your lines in your artwork!

The goal is **CLEAN** tracing!

Using any color marker, practice tracing over these lines!



You want to make sure your outlining is clean over each line/design on your artwork!

Practice tracing over the scales below:

