



**GIFTED
MEETING
INFORMATION**

WHAT? I'M GIFTED?!

If you have forgotten your giftedness or you really don't know what it means to be gifted, check out these resources!

- <https://www.nagc.org/resources-publications/resources/my-child-gifted/common-characteristics-gifted-individuals>
- <https://www.nagc.org/resources-publications/resources/my-child-gifted/common-characteristics-gifted-individuals/traits>

WHY ARE YOU BOTHERING ME WITH THIS?

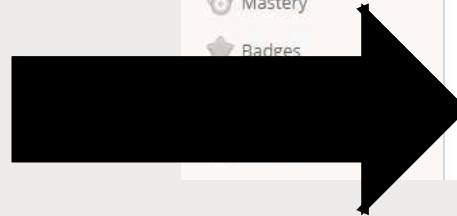
Your EP states that you get monthly consult (meetings), at least, once a month with me 😊 During our meetings, I can help with:

- Organization & time management
- Stress & anxiety
- Perfectionism
- Underachievement
- Basically, whatever you need!

TO SET UP YOUR MONTHLY APPOINTMENT - IT'S EASY!

Step 1:

Go to **Schoology**. You're in a **CLASS** that looks like this. Look for the **RED signup ICON** (you might have to scroll for it).



Class of 2025

PMHS Class of 2025 GIFTED: Section 1

Ponte Vedra High School

Announcement:

WELCOME TO MS. RAGANO'S GIFTED SCHOOLOGY PAGE

▶ Sign up for a meeting, use the below SingUP Icon

***BOOKMARK THE PAGE TO USE ANYTIME YOU NEED!!*

▶ Get immediate hold of me?? Text my Google # at (904) 325-65

▶ Find the office?? I am off of ROOM 206 (APEX Lab) right across from bottom stairs, next to Ms. Waldrop room.

▶ When I am on Campus? Monday & Thursday after 5th period, all day on Tuesday, Wednesday and Fridays.

RESOURCES TO EXPLORE

SignUp Resources Website

TO SET UP YOUR MONTHLY APPOINTMENT - IT'S EASY!

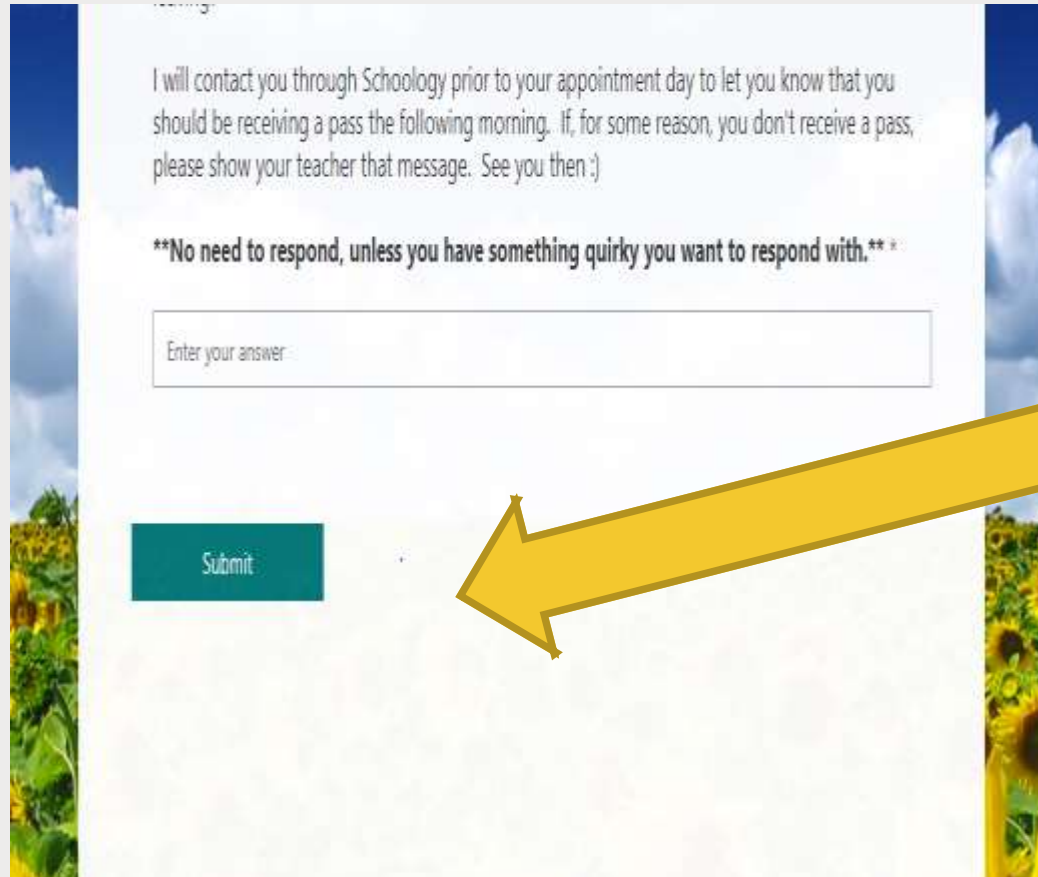
Step 2:

Click on the Monthly Consult Calendar link from Schoology. It will take you to a page that looks like this in **Microsoft Forms**.



The screenshot shows a Microsoft Form titled "September Gifted Meeting Sign-Up" with a teal header and a sunflower background. The form includes a notice about unavailable dates (9/2, 9/6, 9/8, 9/15, 9/22, 9/29) and a privacy notice: "Hi Diana, when you submit this form, the owner will be able to see your name and email address." There are two required text input fields: "First and Last Name*" and "2. Grade Level*", both with "Enter your answer" placeholder text. A large yellow arrow points from the text in Step 2 to the "First and Last Name*" field.

TO SET UP YOUR MONTHLY APPOINTMENT - IT'S EASY!



I will contact you through Schoology prior to your appointment day to let you know that you should be receiving a pass the following morning. If, for some reason, you don't receive a pass, please show your teacher that message. See you then :)

****No need to respond, unless you have something quirky you want to respond with.****

Enter your answer:

Submit

A large yellow arrow points from the right side of the page towards the 'Submit' button.

Step 3:

Complete and **submit** the survey for the month and wait to hear back from me to confirm your appointment date and time!

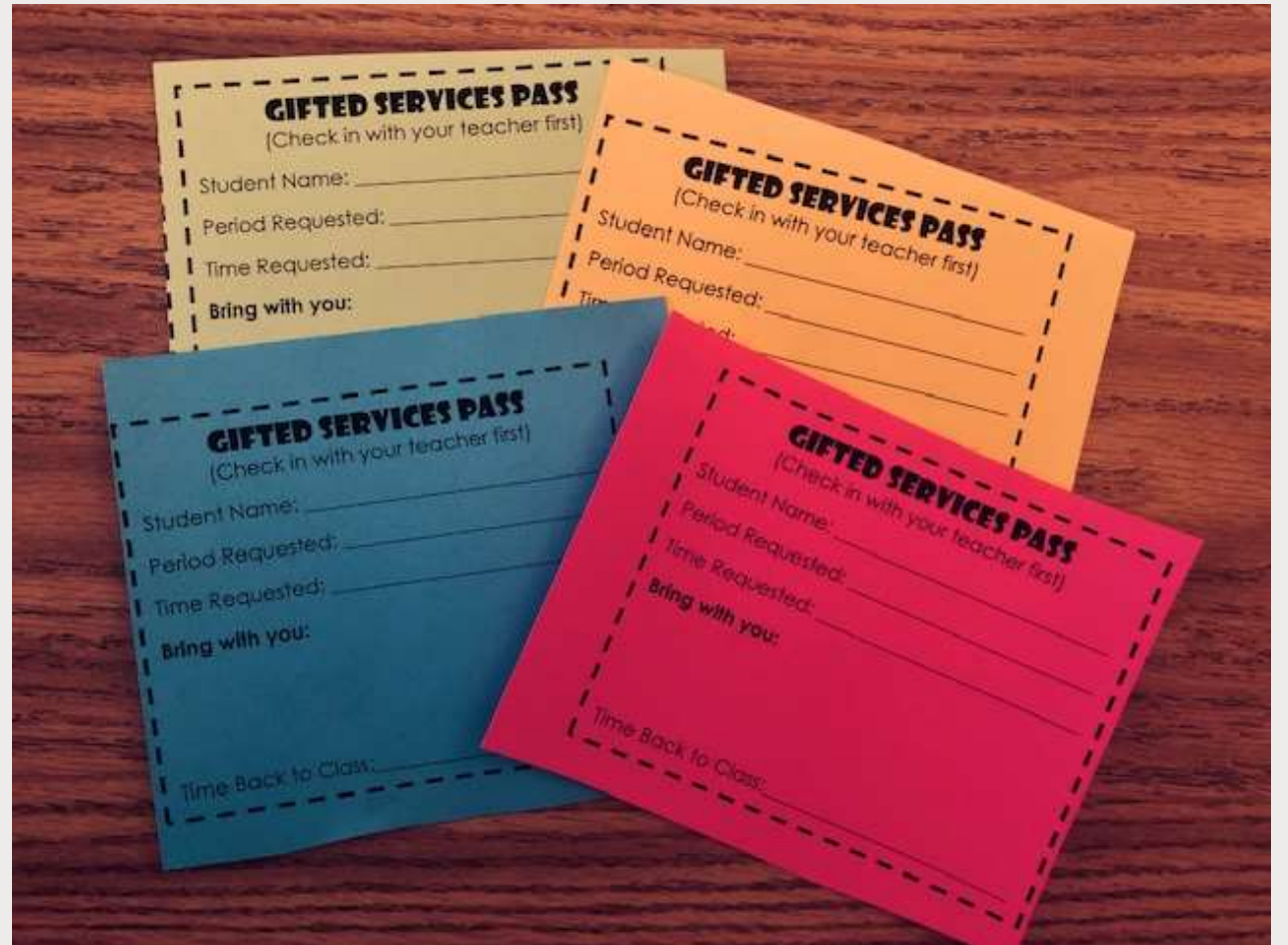
****Check your Schoology messages****

I MADE AN APPOINTMENT- NOW WHAT?

You will receive a **NEON** pass during the **FIRST** period of the day of your scheduled appointment.

Remember: You will be contacted via Schoology the day prior as a reminder!

Read it to know what to bring to your appointment. Make sure to check in with your teacher and/or show them your pass before leaving.



ANYTHING ELSE?

- Complete the monthly survey posted on Schoology.
- Before school appointments are available, starting at 9 AM.
- Do not make an appointment during an assessment day.
- Your teacher reserves the right to tell you, “no”. If you cannot make your scheduled appointment, **RESCHEDULE** 😊 It's not the end of the world.

WHAT IF I DON'T WANT TO COME SEE YOU?

- Complete the monthly surveys posted on Schoology, pretty please!
- Just do a quick check in through Schoology messenger.
- Pop your head in my office to let me know you're alive.
- Know that I am here for you, even if you only need me once, **EVER!!**

**THE
END**

Please contact me if you have any questions. I look forward to seeing everyone and stay tuned for fun things to come!