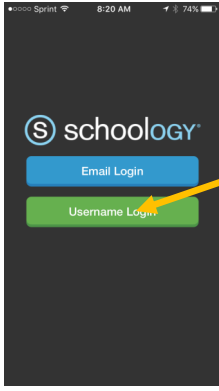


Setting up the Schoology Application

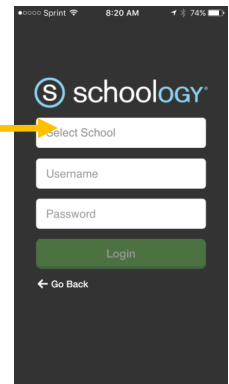


1. Download the Schoology app from the app store.

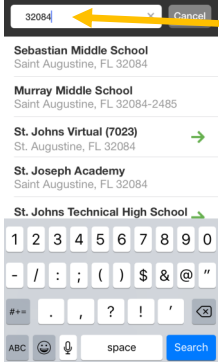


2. Click on green button that says "Username Login"

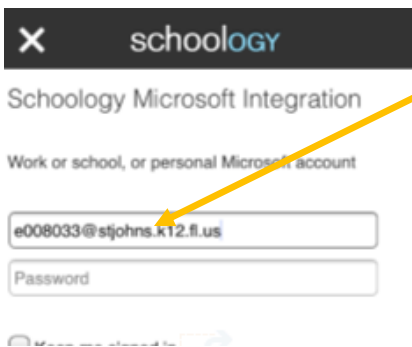
3. Click on "Select School"



4. In search field, type "32084".



5. Scroll down to choice that says "St. Johns County Schools"

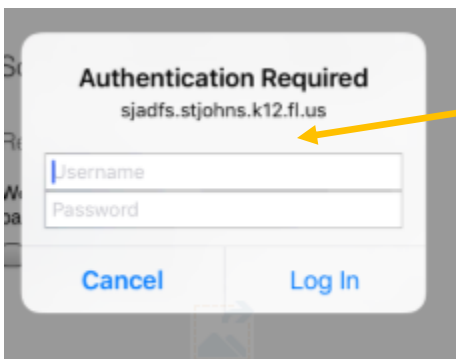


6. Type in your e# or s# followed by @stjohns.k12.fl.us in top section

7. Click on your email account



Work or school account
Created by your IT department
e008033@stjohns.k12.fl.us



8. Enter your e# or s# and your password.

9. Welcome to Schoology! The app will remember your sign-in information.

