

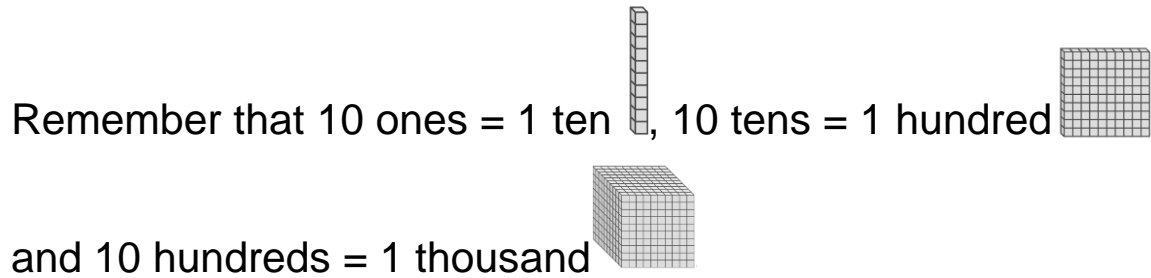
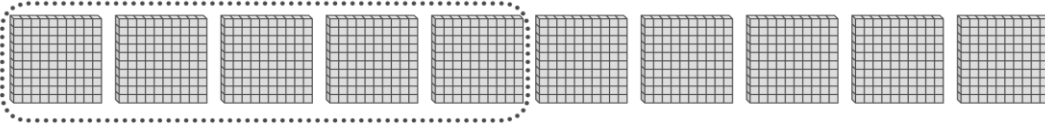
Additional Practice 10-1

Understand Hundreds

Another Look! You can show hundreds with models.

Circle the models to show 500.

500 equals 5 hundreds, 0 tens, and 0 ones.



Count by 100s to find 500.



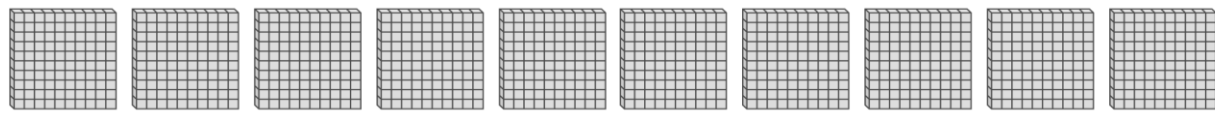
HOME ACTIVITY Ask your child to count by hundreds to solve the following problem: *Each box of paper clips has one hundred paper clips. Joe has 6 boxes of paper clips. How many paper clips does Joe have in all?*



Circle the models to show each number. Write the number of hundreds.

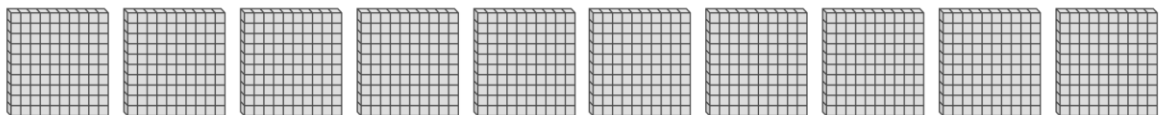
1. 200

How many hundreds? _____



2. 700

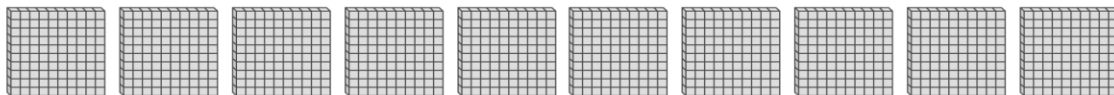
How many hundreds? _____



Represent Circle the models to show each number. Write the number of hundreds.

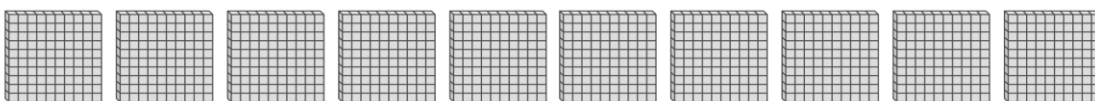
3. 900

How many hundreds? _____



4. 1,000

How many hundreds? _____



Solve each problem below.

5. Use tens blocks to build 100. Think about how many tens make 100. Draw a picture of your model.

6. **Higher Order Thinking** Patrick picked two numbers. The first number has 7 hundreds, 0 tens, and 0 ones. The second number has 2 fewer hundreds than the first number. Which two numbers did Patrick pick?

Patrick's numbers are

_____ and _____.

7. **Assessment Practice** Each bag has 100 pretzels. Count by hundreds to find the total. Which is the total number of pretzels in the bags? 2.NSO.1.2, 2.NSO.1.1



A 150 **B** 400 **C** 500 **D** 550