



First Grade Curriculum Chat



Valley Ridge Academy
September 25, 2017

Meet the 1st Grade Team!




Xanders, Williams, Goodwin, Lockwood, Curtis, Barrs, Markle, Painter, Kovacs, Eagleson



Parking Lot

If at any point during our presentation you have a question, please write it on a sticky note and “park” it in the lot! We will answer them later!



Agenda

VRA Information
Grade Level Expectations
First Grade Curriculum Overview
iReady
LiveSchool
Field Studies
Resources



VRA Information

- **Tardy** – recorded at 8:30am.
- **Money** –place in **sealed envelope labeled with your child's name** and what the funds are for.
- **Volunteering** – **anyone** entering the building during school hours must be on the cleared volunteer list. This includes grandparents and other relatives.
- Birthday treats need to be store bought with an ingredient label



Grade Level Expectations

Instructional reading levels by end of each quarter:

Quarter 1:	E
Quarter 2:	G
Quarter 3:	H
Quarter 4:	I

Read with your child every night!



Reading Literature Overview

Standards for Literature	Q1	Q2	Q3	Q4
Ask and answer questions about key details .	X	X	X	X
Retell stories with key details and understand central message .	X	X		
Describe characters, settings, and main events .	X	X		
ID words/phrases that suggest feelings .			X	
Explain differences between fiction/nonfiction .		X	X	
Identify the point of view .			X	
Use illustrations and details in a text to describe characters, setting, or events.	X			
Compare/contrast experiences of characters.				X

Informational Text Overview

Standards for Informational Text	Q1	Q2	Q3	Q4
ID main topic and key details .	X			
Describe connections between two individuals, events, or ideas.			X	
Ask and answer questions to clarify the meaning of words.	X	X	X	X
Identify and use text features to find information.	X	X		
Distinguish between info in pictures and info in text .		X		
Use illustrations and details to describe key ideas .	X			
ID reasons an author gives to support points in a text.			X	
ID similarities/differences between 2 texts.				X

Math Overview

Quarter 1:

- Understanding **tens and ones** make ten
- Using data to **+/- within 20**
- Ordering/Comparing **lengths**
- Exploring quantities to **99**
- Time** to the hour/intro **coins**
- Addition/Subtraction **strategies**

Quarter 3:

- Add **multiples of 10**
- Composing and drawing shapes
- Comparing numbers with symbols
- Place value to **+/-**
- Properties** of operations to solve **+/-**

Quarter 2:

- Distinguishing attributes of **shapes**
- Place value**
- Extending **+/- strategies**
- Time to the half hour
- Count coins up to **\$1.00**

Quarter 4:

- Partitioning** shapes
- Proficiently **+/-**



Concepts are reviewed and built on.

Science

Quarter 1:

- 5 senses
- Practice of science
- Observe stars
- Properties of the sun
- Law of gravity

Quarter 3:

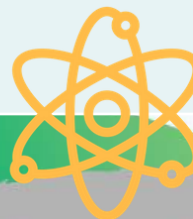
- Living vs. Nonliving
- Needs of living things
- Parts of a plant
- Plants and animals resemble their parents

Quarter 2:

- Properties of matter
- Water and water safety
- Earth's surface
- Earth's changes

Quarter 4:

- Parts of a plant
- Plants and animals resemble their parents
- Ways objects move
- Forces of motion





Social Studies

Quarter 1:

- Foundations of government, law, political system
- Civics and political participation
- Structure and functions of government

Quarter 3:

- Geography- the world in spatial terms

Quarter 2:

- Historical knowledge of American history and American leaders

Quarter 4:

- Beginning economics





Writing Overview

Standards for Writing	Q1	Q2	Q3	Q4
Write opinions about a topic.				X
Write explanatory texts: ID a topic, support with details, sense of closure			X	
Write narratives in appropriate sequence.	X	X	X	
Add details to writing.	X	X	X	X
Use digital tools to publish writing.	X	X	X	X
Participate in shared research /writing projects.			X	
Recall/gather information from sources to answer a question.	X	X	X	X
Participate in collaborative conversations .	X	X	X	X

Curriculum Maps

As a parent...where can I find all of this helpful information???

The **Year-at-a-Glance** (YAG) is a document that informs parents and students of the recommended pacing and content standards for selected courses.

1. Access the following site:

<http://www.stjohns.k12.fl.us/year-at-a-glance/>

2. Find 1st Grade

3. Select course.

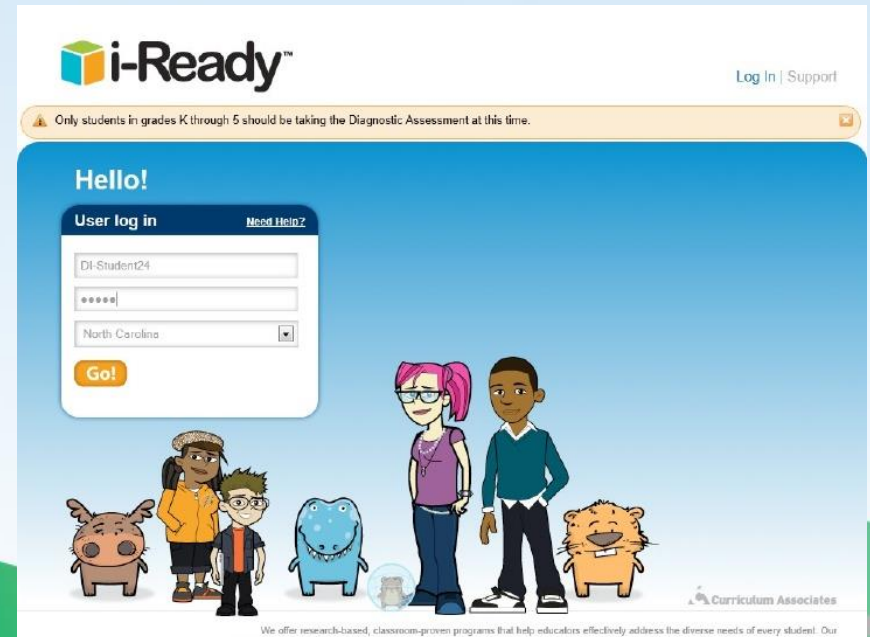
These are recommended. Teachers may adjust.

(You may also access this through the 1st grade website.



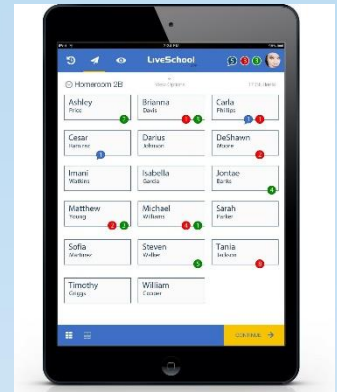
iReady

- iReady is a *diagnostic* assessment tool
- Replacing Discovery Education assessments (DE)
- Students will take assessments in the beginning, middle, and end of the year in both reading and math
- We will use this to guide our instruction.
- Test difficulty adjusts as student responds
- “Brain breaks” built in to test





LiveSchool



- LiveSchool is used at VRA to promote positive behaviors in students through PBIS
- Teachers record points and/or comments daily
- Parents can view points through parent access codes sent home by teacher
- School wide rewards will be communicated
- Schoolwide and classroom based
- Anyone in the school can give points



Field Studies

All Parents Must know . . .

1. All forms/monies collected must be returned by the due date.

All Chaperones Must . . .

1. Have volunteer clearance prior to the field study
2. Sign in at the front office prior to departure and have a yellow sticker
3. Know that **siblings are NOT ALLOWED** field study
4. Provide own transportation



Where will 1st Grade Go?



Fountain of Youth



Shanghai Circus

All field studies
are an
extension of
the curriculum.



Florida Theater



Alligator Farm



Resources



<https://www.raz-kids.com/>

Raz-Kids allows students to access books on their reading level.

Parents can download the app so children can read on the go!



<https://www.ixl.com/>

IXL is a website used to practice skill specific mathematics.

It is aligned with Florida State Standards.

Students earn certificates for completing problems.

Thank you for coming!

Please leave any remaining questions on sticky notes in the “parking lot” on your way out!

Teachers will answer all questions in an email after reviewing them! 😊

