

Marzano Focused Teacher Evaluation Model

Standards-Based Classroom with Rigor

Standards-Based Planning

- Planning Standards-Based Lessons/Units
- Aligning Resources to Standard(s)
- Planning to Close the Achievement Gap Using Data

Conditions for Learning

- Using Formative Assessment to Track Progress
- Providing Feedback and Celebrating Progress
- Organizing Students to Interact with Content
- Establishing and Acknowledging Adherence to Rules and Procedures
- Using Engagement Strategies
- Establishing and Maintaining Effective Relationships in a Student-Centered Classroom
- Communicating High Expectations for Each Student to Close the Achievement Gap

Standards-Based Instruction

- **Identifying Critical Content from the Standards**
- Previewing New Content
- Helping Students Process New Content
- Using Questions to Help Students Elaborate on Content
- Reviewing Content
- Helping Students Practice Skills, Strategies, and Processes
- Helping Students Examine Similarities and Differences
- Helping Students Examine Their Reasoning
- Helping Students Revise Knowledge
- Helping Students Engage in Cognitively Complex Tasks

Professional Responsibilities

- Adhering to School and District Policies and Procedures
- Maintaining Expertise in Content and Pedagogy
- Promoting Teacher Leadership and Collaboration

Marzano Focused Teacher Evaluation Model - Universal

STANDARDS-BASED PLANNING	0	1	2	3	4
Planning Standards-Based Lessons/Units					
Aligning Resources to Standard(s)					
Planning to Close the Achievement Gap Using Data					

STANDARDS-BASED INSTRUCTION	0	1	2	3	4
Identifying Critical Content from the Standards <i>(Required evidence in every lesson)</i>					
Previewing New Content					
Helping Students Process New Content					
Using Questions to Help Students Elaborate on Content					
Reviewing Content					
Helping Students Practice Skills, Strategies, and Processes					
Helping Students Examine Similarities and Differences					
Helping Students Examine Their Reasoning					
Helping Students Revise Knowledge					
Helping Students Engage in Cognitively Complex Tasks					

CONDITIONS FOR LEARNING	0	1	2	3	4
Using Formative Assessment to Track Progress					
Providing Feedback and Celebrating Progress					
Organizing Students to Interact with Content					
Establishing and Acknowledging Adherence to Rules and Procedures					
Using Engagement Strategies					
Establishing and Maintaining Effective Relationships in a Student-Centered Classroom					
Communicating High Expectations for Each Student to Close the Achievement Gap					

PROFESSIONAL RESPONSIBILITIES	0	1	2	3	4
Adhering to School and District Policies and Procedures					
Maintaining Expertise in Content and Pedagogy					
Promoting Teacher Leadership and Collaboration					

Crosswalk:

Marzano Focused Teacher Evaluation Model & 2014 Marzano Teacher Evaluation Model

Marzano Focused Teacher Evaluation Model	2014 Marzano Teacher Evaluation Model
Standards-Based Planning Planning Standards-Based Lessons/Units	1 – Providing Rigorous Learning Goals and Performance Scales (Rubrics) 9 – Chunking Content into “Digestible Bites” 42 – Effective Scaffolding of Information within Lessons 43 – Lessons with Units 44 – Attention to Established Content Standards
Aligning Resources to Standard(s)	45 – Use of Available Traditional Resources 46 – Use of Available Technology
Planning to Close the Achievement Gap Using Data	47 – Needs of English Language Learners 48 – Needs of Students Receiving Special Education 49 – Needs of Students Who Lack Support for Schooling
Standards-Based Instruction	
Identifying Critical Content from the Standards	6 – Identifying Critical Content 9 – Chunking Content into “Digestible Bites”
Previewing New Content	8 – Previewing Content
Helping Students Process New Content	10 – Helping Students Process New Content 12 – Helping Students Record and Represent Knowledge
Using Questions to Help Students Elaborate on Content	11 – Helping Students Elaborate on New Content
Reviewing Content	14 – Reviewing Content
Helping Students Practice Skills, Strategies, and Processes	16 – Using Homework 19 – Helping Students Practice Skills, Strategies, and Processes
Helping Students Examine Similarities and Differences	17 – Helping Students Examine Similarities and Differences
Helping Students Examine Their Reasoning	18 – Helping Students Examine Their Reasoning
Helping Students Revise Knowledge	13 – Helping Students Reflect on Learning 20 – Helping Students Revise Knowledge
Helping Students Engage in Cognitively Complex Tasks	22 – Engaging in Cognitively Complex Tasks Involving Hypothesis Generation and Testing
Conditions for Learning	
Using Formative Assessment to Track Progress	2 – Tracking Student Progress
Providing Feedback and Celebrating Success	2 – Tracking Student Progress 3 – Celebrating Success
Organizing Students to Interact with Content	7 – Organizing Students to Interact with New Content 15 – Organizing Students to Practice and Deepen Knowledge 21 – Organizing Students for Cognitively Complex Tasks 23 – Providing Resources and Guidance for Cognitively Complex Tasks
Establishing and Acknowledging Adherence to Rules and Procedures	4 – Establishing Classroom Routines 5 – Organizing the Physical Layout of the Classroom 33 – Demonstrating “Whiteness” 34 – Applying Consequences for Lack of Adherence to Rules and Procedures 35 – Acknowledging Adherence to Rules and Procedures

Using Engagement Strategies	<ul style="list-style-type: none"> 24 – Noticing When Students are Note Engaged 25 – Using Academic Games 26 – Managing Response Rates 27 – Using Physical Movement 28 – Maintaining a Lively Pace 29 – Demonstrating Intensity and Enthusiasm 30 – Using Friendly Controversy 31 – Providing Opportunities for Students to Talk About Themselves 32 – Presenting Unusual or Intriguing Information
Establishing and Maintaining Effective Relationships in a Student-Centered Classroom	<ul style="list-style-type: none"> 36 – Understanding Students’ Interests and Backgrounds 37 – Using Verbal and Nonverbal Behaviors that Indicate Affection for Students 38 – Displaying Objectivity and Control
Communicating High Expectations for Each Student to Close the Achievement Gap	<ul style="list-style-type: none"> 39 – Demonstrating Value and Respect for Low Expectancy Students 40 – Asking Questions of Low Expectancy Students 41 – Probing Incorrect Answers with Low Expectancy Students
Professional Responsibilities	
Adhering to School/District Policies and Procedures	<ul style="list-style-type: none"> 59 – Adhering to District and School Rules and Procedures 60 – Participating in District and School Initiatives
Maintaining Expertise in Content and Pedagogy	<ul style="list-style-type: none"> 50 – Identifying Areas of Pedagogical Strength and Weakness 51 – Evaluating the Effectiveness of Individual Lessons and Units 52 – Evaluating the Effectiveness of Specific Pedagogical Strategies and Behaviors 53 – Developing a Written Growth and Development Plan 54 – Monitoring Progress Relative to the Professional Growth and Development Plan
Promoting Teacher Leadership and Collaboration	<ul style="list-style-type: none"> 55 – Promoting Positive Interactions with Colleagues 56 – Promoting Positive Interactions about Students and Parents 57 – Seeking Mentorship for Areas of Need or Interest 58 – Mentoring Other Teachers and Sharing Ideas and Strategies

Marzano Focused Teacher Evaluation Model

Standards-Based Classroom with Rigor

Learning Sciences
MARZANO
CENTER

Standards-Based Planning

- Planning Standards-Based Lessons/Units
- Aligning Resources to Standard(s)
- Planning to Close the Achievement Gap Using Data

DQ 1 and Domain 2

DQ 1, 5, 6, 7, 8, 9

Conditions for Learning

- Using Formative Assessment to Track Progress
- Providing Feedback and Celebrating Progress
- Organizing Students to Interact with Content
- Establishing and Acknowledging Adherence to Rules and Procedures
- Using Engagement Strategies
- Establishing and Maintaining Effective Relationships in a Student-Centered Classroom
- Communicating High Expectations for Each Student to Close the Achievement Gap

Standards-Based Instruction

- Identifying Critical Content from the Standards
- Previewing New Content
- Helping Students Process New Content
- Using Questions to Help Students Elaborate on Content
- Reviewing Content
- Helping Students Practice Skills, Strategies, and Processes
- Helping Students Examine Similarities and Differences
- Helping Students Examine Their Reasoning
- Helping Students Revise Knowledge
- Helping Students Engage in Cognitively Complex Tasks

DQ 2, 3, 4

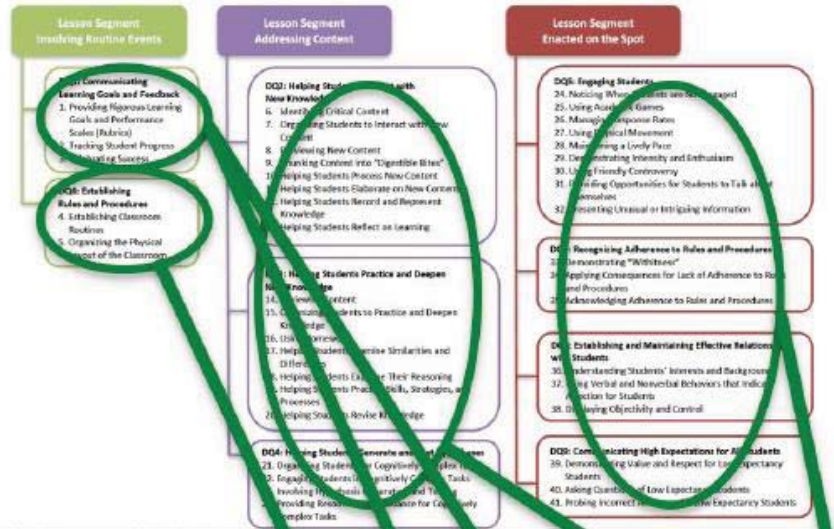
Domains 3 and 4

Professional Responsibilities

- Adhering to School and District Policies and Procedures
- Maintaining Expertise in Content and Pedagogy
- Promoting Teacher Leadership and Collaboration

Domain 1: Classroom Strategies and Behaviors

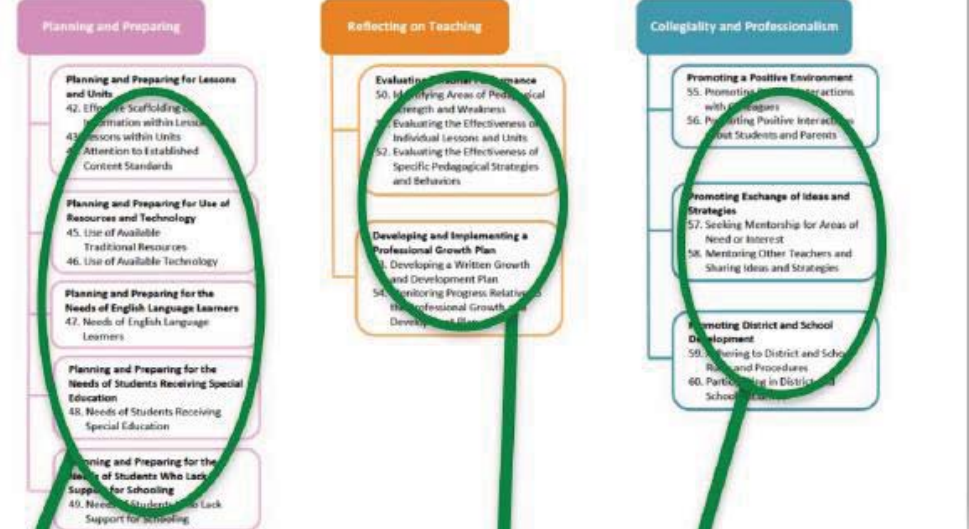
Domain 1 is based on the Art and Science of Teaching framework and identifies the 41 elements or instructional categories that happen in the classroom. The 41 instructional categories are organized into 9 Design Questions (DQs) and further grouped into 3 Lesson Segments to define the Observation and Feedback Protocol.



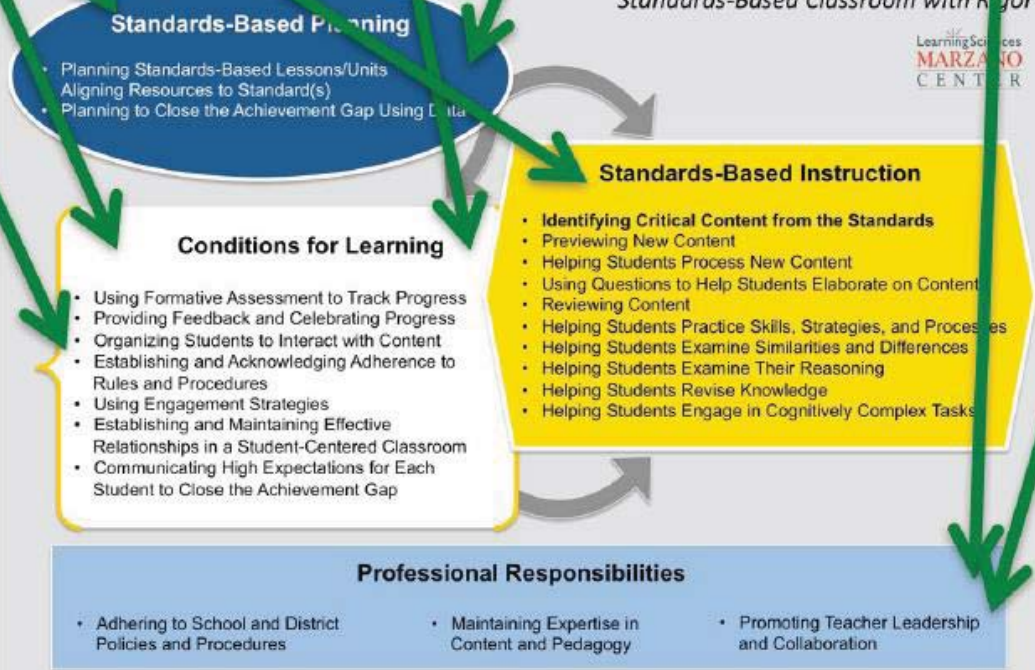
Domain 2: Planning and Preparing

Domain 3: Reflecting on Teaching

Domain 4: Collegiality and Professionalism



Marzano Focused Teacher Evaluation Model
Standards-Based Classroom with Rigor



Planning Standards-Based Lessons/Units

Focus Statement: Using established content standards, the teacher plans rigorous units with learning targets embedded within a performance scale that demonstrates a progression of learning.

Desired Effect: Teacher provides evidence of implementing lessons/units plans aligned to grade level standard(s) using learning targets embedded in a performance scale.

Planning Evidence

- Plans exhibit a focus on the essential standards
- Plans include a scale that builds a progression of knowledge from simple to complex
- Plans identify learning targets aligned to the rigor of required standards
- Plans identify specific instructional strategies appropriate for the learning target
- Plans illustrate how learning will scaffold from an understanding of foundational content to application of information in authentic ways
 - Lessons are planned with teachable chunks of content
 - When appropriate, lessons/units are integrated with other content areas
 - When appropriate, learning targets and unit plans include district scope and sequence
 - Plans illustrate how equity is addressed in the classroom
 - When appropriate, plans illustrate how Individualized Education Plans (IEPs)/personal learning plans are addressed in the classroom
 - When appropriate, plans illustrate how EL strategies are addressed in the classroom
 - When appropriate, plans integrate cultural competencies and/or standards

Example Implementation Evidence

- Lesson plans align to grade level standard(s) with targets and use a performance scale
- Planned and completed student assignments/work demonstrate that lessons are aligned to grade level standards/targets at the appropriate taxonomy level
- Planned and completed student assignments/work require practice with complex text and its academic language
- Planned and completed student assignments/work demonstrate development of applicable mathematical practices
- Planned and completed student assignments/work demonstrate grounding in real-world application
- Planned and completed student assignments/work demonstrate how equity has been addressed in the lesson/unit
- Planned and completed student assignments/work demonstrate how Individualized Education Plans (IEPs)/personal learning plans have been addressed in the lesson/unit
 - Planned and completed student assignments/work demonstrate how EL strategies have been addressed in the lesson/unit
 - Planned and completed student assignments/work indicate opportunities for students to insert content specific to their cultures
 - Artifacts demonstrate the teacher helps others by sharing evidence of planning and implementing lesson/unit plans aligned to grade level standards (e.g. PLC notes, emails, blogs, sample units, discussion group)

Not Using (0)	Beginning (1)	Developing (2)	Applying (3)	Innovating (4)
Teacher makes no attempt to plan rigorous units with learning targets embedded within a performance scale that demonstrates a progression of learning.	Using established content standards, the teacher attempts to plan rigorous units with learning targets embedded within a performance scale that demonstrates a progression of learning.	Using established content standards, the teacher plans rigorous units with learning targets embedded within a performance scale that demonstrates a progression of learning.	Using established content standards, the teacher plans rigorous units with learning targets embedded within a performance scale that demonstrates a progression of learning and provides evidence of implementing lessons/units plans aligned to grade level standard(s) using learning targets embedded in a performance scale.	Teacher helps others by sharing evidence of implementing lessons/units plans aligned to grade level standard(s) using learning targets embedded in a performance scale and the impacts on student learning.

Aligning Resources to Standard(s)

Focus Statement: Teacher plan includes traditional and/or digital resources for use in standards-based units and lessons.

Desired Effect: Teacher implements traditional and/or digital resources to support teaching standards-based units and lessons.

Planning Evidence

- Plans identify how to use traditional resources such as text books, manipulatives, primary source materials, etc. at the appropriate level of text complexity to implement the unit or lesson plan
- Plans integrate a variety of text types (structures)
- Plans incorporate nonfiction text
- Plans identify Standards for Mathematical Practice to be applied
- Plans identify how available technology will be used
 - Interactive whiteboards
 - Response systems
 - Voting technologies
 - One-to-one computers
 - Social networking sites
 - Blogs
 - Wikis
- Discussion boards
- When appropriate, plans identify resources within the community that will be used to enhance students' understanding of the content (i.e. cultural and ethnic resources)
- When appropriate, plans identify how to use human resources, such as a co-teacher, paraprofessional, one-on-one tutor, mentor, etc. to implement the unit or lesson plan

Example Implementation Evidence

- Traditional resources are appropriately aligned to grade level standards
 - Text books
 - Manipulatives
 - Primary source materials
- Digital resources are appropriately aligned to grade level standards
 - Interactive whiteboards
 - Response systems
 - Voting technologies
 - One-to-one computers
 - Social networking sites
 - Blogs
 - Wikis
- Discussion boards
- Planned student assignments/work incorporate the use of traditional and/or digital resources, and facilitate learning of the standards
- Planned student assignments/work incorporate the use of a variety of text types (including structures and nonfiction) and resources at the appropriate level of text complexity
- Planned student assignments/work require reasoning and explaining, modeling and using tools, seeing structure and generalizing of mathematics
- Planned resources include those specific to students' culture
- Artifacts demonstrate the teacher helps others by sharing evidence of planning and implementing supporting resources aligned to grade level standards (e.g. PLC notes, emails, blogs, sample units, discussion group)

Not Using (0)	Beginning (1)	Developing (2)	Applying (3)	Innovating (4)
Teacher plan does not include traditional and/or digital resources for use in standards-based units and lessons.	Teacher plan includes traditional and/or digital resources for use in standards-based units and lessons that do not support the lesson.	Teacher plan includes traditional and/or digital resources for use in standards-based units and lessons.	Teacher plan includes traditional and/or digital resources for use in standards-based units and lessons and provides evidence of implementing traditional and/or digital resources to support teaching standards-based units and lessons.	Teacher helps others by sharing evidence of including and implementing traditional and/or digital resources to support teaching standards-based units and lessons.

Planning to Close the Achievement Gap Using Data

Focus Statement: Teacher uses data to identify and plan to meet the needs of each student in order to close the achievement gap.

Desired Effect: Teacher provides data showing that each student (including English learners [EL], exceptional education students, gifted and talented, socio-economic status, ethnicity) makes progress towards closing the achievement gap.

Planning Evidence

- Plans include a process for helping students track their individual progress on learning targets
- Plans specify accommodations and/or adaptations for individual EL or groups of students, and cite the data and rationale used to select that accommodation
- Plans specify accommodations and/or adaptations for individual or groups of students receiving special education according to the Individualized Education Plan (IEP)
- Plans specify accommodations and/or adaptations for students who appear to have little support for schooling
- Plans include potential instructional adjustments that could be made based on student evidence/data
- Plans take into consideration equity issues (i.e. family resources for assisting with homework and/or providing other resources required for class)
- Plans take into consideration how to communicate with families with diverse needs (i.e. English is a second language, cultural considerations, deaf and hearing impaired, visually impaired, etc.)
- Productive changes are made to lesson plans in response to formative assessment (monitoring)
- A coherent record-keeping system is developed and maintained on student learning

Example Implementation Evidence

- Planned student assignments/work reflect accommodations used for individual students or sub-groups (e.g. EL, gifted, etc.) at the appropriate grade level targets
- Planned student assignments/work reflect accommodations and/or adaptations for individual or groups of students receiving special education according to the Individualized Education Plan (IEP) at the appropriate grade level targets
- Planned student assignments/work reflect accommodations and/or adaptations for students who appear to have little support for schooling
- Planned student assignments/work show students track their individual progress on learning targets
- Formative and summative measures indicate individual and class progress towards learning targets and modifications made as needed
- Artifacts demonstrate the teacher helps others by sharing evidence of how to use data to plan and implement lessons/units that result in closing the achievement gap (e.g. PLC notes, emails, blogs, sample units, discussion group)
- Information about student progress is regularly sent home

Not Using (0)	Beginning (1)	Developing (2)	Applying (3)	Innovating (4)
Teacher makes no attempt to use data to identify and plan to meet the needs of each student in order to close the achievement gap.	Teacher attempts to use data to identify and plan to meet the needs of each student in order to close the achievement gap.	Teacher uses data to identify and plan to meet the needs of each student in order to close the achievement gap.	Teacher uses data to identify and plan to meet the needs of each student in order to close the achievement gap <i>and</i> provides evidence of data showing that each student (including English learners [EL], exceptional education students, gifted and talented, socio-economic status, ethnicity) makes progress towards closing the achievement gap.	Teacher helps others by sharing evidence of using data showing that each student (including English learners [EL], exceptional education students, gifted and talented, socio-economic status, ethnicity) makes progress towards closing the achievement gap.

Identifying Critical Content from the Standards (Required evidence in every lesson)

Focus Statement: Teacher uses the progression of standards-based learning targets (embedded within a performance scale) to identify accurate critical content during a lesson or part of a lesson.

Desired Effect: Evidence (formative data) demonstrates students know what content is important and what is not important as it relates to the learning target(s).

Example Teacher Instructional Techniques (Check any technique used in the lesson)

- Identify a learning target aligned to the grade level standard(s)
- Begin and end the lesson with focus on the learning target to indicate the critical content of the lesson
- Provide a learning target embedded in a scale specifying critical content from the standard(s)
- Relate classroom activities to the target and/or scale throughout the lesson
- Identify differences between the critical content from the standard(s) and non-critical content
- Use a scaffolding process to identify critical content for each ‘chunk’ of the learning progression
- Use verbal/visual cueing
- Use storytelling and/or dramatic instruction
- Model how to identify meaning and purpose in a text
- Ensure text complexity aligns to the critical content
- When appropriate, use cultural examples to connect learning activities to the learning target/critical content

Example Teacher Techniques for Monitoring for Learning (Check any category used in the lesson)

- Use a Group Activity to monitor that students know what content is important
- Use Student Work (Recording and Representing) to monitor that students know what content is important
- Use All Response Methods to monitor that students know what content is important
- Use Questioning Sequences to monitor that students know what content is important

Example Student Evidence of Desired Effect (Percent of students who demonstrate achievement of the desired effect that students know what content is important. Student evidence is obtained as the teacher uses a monitoring technique.)

- Student conversation in groups focus on critical content
- Generate short written response (i.e. summary, entrance/exit ticket)
- Create nonlinguistic representations (i.e. diagram, model, scale)
- Student-generated notes focus on critical content
- Responses to questions focus on critical content
- Explain purpose and unique characteristics of key concepts/critical content
- Explain applicable mathematical practices in critical content
- When appropriate, responses involve explanatory content specific to their culture

Example Adaptations a teacher can make after monitoring student evidence and determining how many students demonstrate the desired learning

- Reteach or use a new teacher technique
- Reorganize groups
- Utilize peer resources
- Modify the task
- Provide additional resources

Not Using (0)	Beginning (1)	Developing (2)	Applying (3)	Innovating (4)
Strategy was called for but not exhibited.	Uses strategy incorrectly or with parts missing.	Teacher uses the progression of standards-based learning targets embedded within a performance scale to identify accurate critical content during a lesson or part of a lesson, but less than the majority of students are displaying the desired effect in student evidence at the taxonomy level of the critical content.	Teacher uses the progression of standards-based learning targets embedded within a performance scale to identify accurate critical content during a lesson or part of a lesson. The desired effect is displayed in the majority of student evidence at the taxonomy level of the critical content.	As a result of monitoring all students, the teacher intentionally plans and integrates multiple strategies or behaviors associated with this element or the teacher adapts strategies to meet the specific needs of students to ensure the desired effect is evident in all students.

Previewing New Content

Focus Statement: Teacher engages students in previewing activities that require students to access prior knowledge as it relates to the new content.

Desired Effect: Evidence (formative data) demonstrates students make a link from what they know to what is about to be learned.

Example Teacher Instructional Techniques (Check any technique used in the lesson)

- Facilitate identification of the basic relationship between prior ideas and new content (purpose for the new content)
- Use preview questions before instruction or a teacher-directed activity
- Use K-W-L strategy or variation
- Provide advanced organizer (e.g. outline, graphic organizer)
- Facilitate a student brainstorm
- Use anticipation guide or other pre-assessment activity
- Use motivational hook/launching activity (e.g. anecdote, short multimedia selection, simulation/demonstration, manipulatives)
- Use digital resources and/or other media to help students make linkages to new content
- Use cultural resources to facilitate students making a link from what they know to the new content
- Facilitate identification of previously seen mathematical patterns or structures

Example Teacher Techniques for Monitoring for Learning (Check any category used in the lesson)

- Use a Group Activity to monitor that students can make a link from prior learning to the new content
- Use Student Work (Recording and Representing) to monitor that students can make a link from prior learning to the new content
- Use All Response Methods to monitor that students can make a link from prior learning to the new content
- Use Questioning Sequences to monitor that students can make a link from prior learning to the new content

Example Student Evidence of Desired Effect (Percent of students who demonstrate achievement of the desired effect that students can make a link from prior learning to the new content. Student evidence is obtained as the teacher uses a monitoring technique.)

- Identify basic relationship between prior content and new content
- Explain linkages with prior knowledge in individual or group work
- Make predictions about new content
- Summarize the purpose for new content
- Explain how prior standards or learning targets link to the new content
- Explain linkages between mathematical patterns and structure from previous grades/lessons and current content

Example Adaptations a teacher can make after monitoring student evidence and determining how many students demonstrate the desired learning

- Reteach or use a new teacher technique
- Reorganize groups
- Utilize peer resources
- Modify the task
- Provide additional resources

Not Using (0)	Beginning (1)	Developing (2)	Applying (3)	Innovating (4)
Strategy was called for but not exhibited.	Uses strategy incorrectly or with parts missing.	Teacher engages students in previewing activities that require students to access prior knowledge as it relates to the new content, but less than the majority of students are displaying the desired effect in student evidence at the taxonomy level of the critical content.	Teacher engages students in previewing activities that require students to access prior knowledge as it relates to the new content. The desired effect is displayed in the majority of student evidence at the taxonomy level of the critical content.	As a result of monitoring all students, the teacher intentionally plans and integrates multiple strategies or behaviors associated with this element; or the teacher adapts strategies to meet the specific needs of students to ensure the desired effect is evident in all students.

Helping Students Process New Content

Focus Statement: Teacher systematically engages student groups in processing and generating conclusions about new content.

Desired Effect: Evidence (formative data) demonstrates students can summarize and generate conclusions about the new content during interactions with other students.

Example Teacher Instructional Techniques (Check any technique used in the lesson)

- Break content into appropriate chunks
- Employ formal group processing strategies
 - Jigsaw
 - Reciprocal teaching
 - Concept attainment
- Use informal strategies to engage group members in active processing
 - Predictions
 - Associations
 - Paraphrasing
 - Verbal summarizing
 - Questioning
- Facilitate group members in summarizing and/or generating conclusions
- Facilitate the conceptual understanding of critical concepts
- Facilitate quantitative and qualitative reasoning of key mathematical concepts
- Stop at strategic points to appropriately chunk content based on student evidence and feedback

Example Teacher Techniques for Monitoring for Learning (Check any category used in the lesson)

- Use a Group Activity to monitor that students can summarize and generate conclusions about the content
- Use Student Work (Recording and Representing) to monitor that students can summarize and generate conclusions about the content
- Use All Response Methods to monitor that students can summarize and generate conclusions about the content
- Use Questioning Sequences to monitor that students can summarize and generate conclusions about the content

Example Student Evidence of Desired Effect (Percent of students who demonstrate achievement of the desired effect that students can summarize and generate conclusions about the content. Student evidence is obtained as the teacher uses a monitoring technique.)

- Discuss and answer questions about the new content in groups
- Generate conclusions about the new content in group or written work
- Actively discuss the new content in groups
- Summarize or paraphrase the just learned content
- Make predictions about what they expect to learn next
- Summarize or draw conclusions from complex text and its academic language
- Use repeated reasoning and abstract, quantitative, or qualitative reasoning

Example Adaptations a teacher can make after monitoring student evidence and determining how many students demonstrate the desired learning

- Reteach or use a new teacher technique
- Reorganize groups
- Utilize peer resources
- Modify task to appropriate chunk of content
- Provide additional resources

Not Using (0)	Beginning (1)	Developing (2)	Applying (3)	Innovating (4)
Strategy was called for but not exhibited.	Uses strategy incorrectly or with parts missing.	Teacher systematically engages student groups in processing and generating conclusions about new content, but less than the majority of students are displaying the desired effect in student evidence at the taxonomy level of the critical content.	Teacher systematically engages student groups in processing and generating conclusions about new content. The desired effect is displayed in the majority of student evidence at the taxonomy level of the critical content.	As a result of monitoring all students, the teacher intentionally plans and integrates multiple strategies or behaviors associated with this element; or the teacher adapts strategies to meet the specific needs of students to ensure the desired effect is evident in all students.

Using Questions to Help Students Elaborate on Content

Focus Statement: Teacher uses a linear sequence of increasingly complex questions that require students to critically think about the content.

Desired Effect: Evidence (formative data) demonstrates students accurately elaborate on content.

Example Teacher Instructional Techniques (Check any technique used in the lesson)

- Use a linear sequence of increasingly complex questions as it relates to the content (text)
- Ask detail questions
- Ask category questions
- Ask elaboration questions (i.e. inferences, predictions, projections, definitions, generalizations, etc.)
- Ask students to provide evidence (i.e. prior knowledge, textual evidence, etc.) for their elaborations
- Present situations or problems that involve students analyzing how one idea relates to ideas that were not explicitly taught
- Model the process of using evidence to support elaboration
- Model processes and proficiencies to support mathematical elaboration

Example Teacher Techniques for Monitoring for Learning (Check any category used in the lesson)

- Use a Group Activity to monitor that students accurately elaborate on content
- Use Student Work (Recording and Representing) to monitor that students accurately elaborate on content
- Use All Response Methods to monitor that students accurately elaborate on content
- Use Questioning Sequences to monitor that students accurately elaborate on content

Example Student Evidence of Desired Effect (Percent of students who demonstrate achievement of the desired effect that students accurately elaborate on content. Student evidence is obtained as the teacher uses a monitoring technique.)

- Answer detail questions about the content
- Identify characteristics of content-related categories
- Make general elaborations about the content
- Provide evidence and support for elaborations
- Identify basic relationships between ideas and how one idea relates to another
- Artifact/student work demonstrate students can make well-supported elaborative inferences
- Discussions demonstrate students can make well-supported elaborative inferences
- Discussions are grounded in evidence from text, both literary and informational
- Discussions and student work provide evidence of mathematical elaboration

Example Adaptations a teacher can make after monitoring student evidence and determining how many students demonstrate the desired learning

- Rephrase questions/scaffold questions
- Modify task
- Provide additional resources

Not Using (0)	Beginning (1)	Developing (2)	Applying (3)	Innovating (4)
Strategy was called for but not exhibited.	Uses strategy incorrectly or with parts missing.	Teacher uses a linear sequence of increasingly complex questions that require students to critically think about the content, but less than the majority of students are displaying the desired effect in student evidence at the taxonomy level of the critical content.	Teacher uses a linear sequence of increasingly complex questions that require students to critically think about the content.	As a result of monitoring all students, the teacher intentionally plans and integrates multiple strategies or behaviors associated with this element; or the teacher adapts strategies to meet the specific needs of students to ensure the desired effect is evident in all students.

Reviewing Content

Focus Statement: Teacher engages students in brief review of content that highlights the cumulative nature of the content.

Desired Effect: Evidence (formative data) demonstrates students know the previously taught critical content.

Example Teacher Instructional Techniques (Check any technique used in the lesson)

- Begin lesson with a brief review of previously taught content
- Use a scaffolding process to systematically show the cumulative nature of the content
- Use specific strategies to help students identify basic relationships between ideas and consciously analyze how one idea relates to another
 - Brief summary
 - Problem that must be solved using previous information
 - Questions that require a review of content
 - Demonstration
 - Brief practice test or exercise
 - Warm-up activity
- Ask students to demonstrate increased fluency and/or accuracy of previously taught processes

Example Teacher Techniques for Monitoring for Learning (Check any category used in the lesson)

- Use a Group Activity to monitor that students know the previously taught critical content
- Use Student Work (Recording and Representing) to monitor that students know the previously taught critical content
- Use Response Methods to monitor that students know the previously taught critical content
- Use Questioning Sequences to monitor that students know the previously taught critical content

Example Student Evidence of Desired Effect (Percent of students who demonstrate achievement of the desired effect that students know the previously taught critical content. Student evidence is obtained as the teacher uses a monitoring technique.)

- Identify basic relationships between current and prior ideas and consciously analyze how one idea relates to another
- Summarize the cumulative nature of the content
- Response to class activities demonstrates students recall previous content (e.g. artifacts, pretests, warm-up activities)
- Explain previously taught concepts
- Demonstrate increased fluency and/or accuracy of previously taught processes

Example Adaptations a teacher can make after monitoring student evidence and determining how many students demonstrate the desired learning

- Reteach or use a new teacher technique
- Reorganize groups
- Utilize peer resources
- Modify task
- Provide additional resources

Not Using (0)	Beginning (1)	Developing (2)	Applying (3)	Innovating (4)
Strategy was called for but not exhibited.	Uses strategy incorrectly or with parts missing.	Teacher engages students in a brief review of content that highlights the cumulative nature of the content, but less than the majority of students are displaying the desired effect in student evidence at the taxonomy level of the critical content.	Teacher engages students in a brief review of content that highlights the cumulative nature of the content. The desired effect is displayed in the majority of student evidence at the taxonomy level of the critical content.	As a result of monitoring all students, the teacher intentionally plans and integrates multiple strategies or behaviors associated with this element; or the teacher adapts strategies to meet the specific needs of students to ensure the desired effect is evident in all students.

Helping Students Practice Skills, Strategies, and Processes

Focus Statement: When the content involves a skill, strategy, or process, the teacher engages students in practice activities that help them develop fluency and alternative ways of executing procedures.

Desired Effect: Evidence (formative data) demonstrates students develop automaticity with skills, strategies, or processes.

Example Teacher Instructional Techniques (Check any technique used in the lesson)

- Model how to execute the skill, strategy, or process
- Model mathematical practices
- Model how to reason, problem solve, use tools, and generalize
- Engage students in massed and distributed practice activities that are appropriate to their current ability to execute a skill, strategy, or process
 - Guided practice if students cannot perform the skill, strategy, or process independently
 - Independent practice if students can perform the skill, strategy, or process independently
- Guide students to generate and manipulate mental models for skills, strategies, and processes
- Employ “worked examples” or exemplars
- Provide opportunity for practice immediately prior to assessing skills, strategies, and processes
- Provide opportunity for students to refine and shape knowledge by encountering a task or problem in a different context
- Provide opportunity for students to increase fluency and accuracy

Example Teacher Techniques for Monitoring for Learning (Check any category used in the lesson)

- Use a Group Activity to monitor that students develop automaticity with skills, strategies, or processes
- Use Student Work (Recording and Representing) to monitor that students develop automaticity with skills, strategies, or processes
- Use Response Methods to monitor that students develop automaticity with skills, strategies, or processes
- Use Questioning Sequences to monitor that students develop automaticity with skills, strategies, or processes

Example Student Evidence of Desired Effect (Percent of students who demonstrate achievement of the desired effect that students develop automaticity with skills, strategies, or processes. Student evidence is obtained as the teacher uses a monitoring technique.)

- Execute or perform the skill, strategy, or process with increased confidence
- Execute or perform the skill, strategy, or process with increased competence
- Artifacts (i.e. worksheets, written responses, formative data) show fluency and accuracy are increasing
- Explanation of mental models reveals understanding of the strategy or process
- Use problem-solving strategies based on their purpose and unique characteristics
- Demonstrate deepening of knowledge and/or increasing accuracy through group interactions
- Explain how the use of a problem-solving strategy increased fluency and/or accuracy

Example Adaptations a teacher can make after monitoring student evidence and determining how many students demonstrate the desired learning

- Reteach or use a new teacher technique
- Reorganize groups
- Utilize peer resources
- Modify task
- Provide additional resources

Not Using (0)	Beginning (1)	Developing (2)	Applying (3)	Innovating (4)
Strategy was called for but not exhibited.	Uses strategy incorrectly or with parts missing.	When the content involves a skill, strategy, or process, the teacher engages students in practice activities that help them develop fluency and alternative ways of executing procedures, but less than the majority of students are displaying the desired effect in student evidence at the taxonomy level of the critical content.	When the content involves a skill, strategy, or process, the teacher engages students in practice activities that help them develop fluency and alternative ways of executing procedures. The desired effect is displayed in the majority of student evidence at the taxonomy level of the critical content.	As a result of monitoring all students, the teacher intentionally plans and integrates multiple strategies or behaviors associated with this element; or the teacher adapts strategies to meet the specific needs of students to ensure the desired effect is evident in all students.

Helping Students Examine Similarities and Differences

Focus Statement: When presenting content, the teacher helps students deepen their knowledge of the critical content by examining similarities and differences.

Desired Effect: Evidence (formative data) demonstrates student knowledge of critical content is deepened by examining similarities and differences.

Example Teacher Instructional Techniques (Check any technique used in the lesson)

- Use comparison activities to examine similarities and differences
- Use classifying activities to examine similarities and differences
- Use analogy activities to examine similarities and differences
- Use metaphor activities to examine similarities and differences
- Use culturally relevant activities to help students examine similarities and differences
- Use activities to identify basic relationships between ideas that deepen knowledge to examine similarities and differences
- Use activities to generate and manipulate mental images that deepen knowledge to examine similarities and differences
- Ask students to summarize what they have learned from the activity
- Ask students to linguistically and nonlinguistically represent similarities and differences
- Ask students to explain how the activity has added to their understanding
- Ask students to make conclusions after the examination of similarities and differences
- Ask students to look for and make use of mathematical structure to recognize similarities and differences
- Facilitate the use of digital and traditional resources to find credible and relevant information to support examination of similarities and differences

Example Teacher Techniques for Monitoring for Learning (Check any category used in the lesson)

- Use a Group Activity to monitor that student knowledge of content is deepened by examining similarities and differences
- Use Student Work (Recording and Representing) to monitor that student knowledge of content is deepened by examining similarities and differences
- Use All Response Methods to monitor that student knowledge of content is deepened by examining similarities and differences
- Use Questioning Sequences to monitor that student knowledge of content is deepened by examining similarities and differences

Example Student Evidence of Desired Effect (Percent of students who demonstrate achievement of the desired effect that student knowledge of content is deepened by examining similarities and differences. Student evidence is obtained as the teacher uses a monitoring technique.)

- Comparison and classification artifacts indicate deeper understanding of content
- Analogy and/or metaphor artifacts indicate deeper understanding of content
- Response to questions indicate examining similarities and differences has deepened understanding of content
- Make conclusions after examining evidence about similarities and differences
- Present evidence to support their explanation of similarities and differences
- Artifacts/student work examining similarities and differences involve culturally relevant content, when appropriate
- Artifacts/student work indicate students have used digital and traditional resources to support examination of similarities and differences

Example Adaptations a teacher can make after monitoring student evidence and determining how many students demonstrate the desired learning

- Reteach or use a new teacher technique
- Reorganize groups
- Utilize peer resources
- Modify task
- Provide additional resources

Not Using (0)	Beginning (1)	Developing (2)	Applying (3)	Innovating (4)
Strategy was called for but not exhibited.	Uses strategy incorrectly or with parts missing.	When presenting content, the teacher helps students deepen their knowledge of critical content by examining similarities and differences, but less than the majority of students are displaying the desired effect in student evidence at the taxonomy level of the critical content.	When presenting content, the teacher helps students deepen their knowledge of critical content by examining similarities and differences. The desired effect is displayed in the majority of student evidence at the taxonomy level of the critical content.	As a result of monitoring all students, the teacher intentionally plans and integrates multiple strategies or behaviors associated with this element; or the teacher adapts strategies to meet the specific needs of students to ensure the desired effect is evident in all students.

Helping Students Examine Their Reasoning

Focus Statement: Teacher helps students produce and defend a claim (assertion of truth or factual statement) by examining their own reasoning or the logic of presented information, processes, and procedures.

Desired Effect: Evidence (formative data) demonstrates students identify and articulate errors in logic or reasoning and/or provide clear support for a claim (assertion of truth or factual statement).

Example Teacher Instructional Techniques (Check any technique used in the lesson)

- Model the process of making and supporting a claim
- Model constructing viable arguments and critiquing the mathematical reasoning of others
- Ask students to examine logic of their errors in procedural knowledge when problem solving
- Ask students to provide evidence (i.e. textual evidence) to support their claim and examine the evidence for errors in logic or reasoning
 - Use specific strategies (e.g. faulty logic, attacks, weak reference, misinformation) to help students examine and analyze information for errors in content or their own reasoning
 - Guide students to understand how their culture impacts their thinking
- Ask students to summarize new insights resulting from analysis of multiple texts/resources
 - Ask students to examine and analyze the strength of support presented for a claim in content or in their own reasoning
 - Statement of a clear claim
 - Evidence for the claim presented
 - Qualifiers presented showing exceptions to the claim
- Analyze errors to identify more efficient ways to execute processes or procedures
- Facilitate use of resources at the appropriate level of text complexity to find credible and relevant information to support analysis of logic or reasoning
- Involve students in taking various perspectives by identifying the reasoning behind multiple perspectives

Example Teacher Techniques for Monitoring for Learning (Check any category used in the lesson)

- Use a Group Activity to monitor that students identify and articulate errors in logic or reasoning and/or provide clear support for a claim
 - Use Student Work (Recording and Representing) to monitor that students identify and articulate errors in logic or reasoning and/or provide clear support for a claim
 - Use Questioning Sequences to monitor that students identify and articulate errors in logic or reasoning and/or provide clear support for a claim

Example Student Evidence of Desired Effect (Percent of students who demonstrate achievement of the desired effect to identify and articulate errors in logic or reasoning and/or provide clear support for a claim. Student evidence is obtained as the teacher uses a monitoring technique.)

- Analyze errors or informal fallacies (i.e. in individual thinking, text, processing, procedures)
- Explain the overall structure of an argument presented to support a claim
- Articulate support for a claim and/or errors in reasoning within group interactions
- Explanations involve cultural content
- Summarize new insights resulting from analysis
- Artifacts/student work indicate students can identify errors in reasoning or make and support a claim
- Artifacts/student work indicate students take various perspectives by identifying the reasoning behind multiple perspectives
- Artifacts/student work indicate students have used textual evidence to support their claim
- Mathematical arguments and critiques of reasoning are viable and valid
- Artifacts/student work indicate identification of common logical errors, how to support claims, use of resources, and/or how multiple ideas are related

Example Adaptations a teacher can make after monitoring student evidence and determining how many students demonstrate the desired learning

- Reorganize groups
- Utilize peer resources
- Modify task
- Provide additional resources

Not Using (0)	Beginning (1)	Developing (2)	Applying (3)	Innovating (4)
Strategy was called for but not exhibited.	Uses strategy incorrectly or with parts missing.	Teacher helps students produce and defend a claim (assertion of truth or factual statement) by examining their own reasoning or the logic of presented information, processes, and procedures, but less than the majority of students are displaying the desired effect in student evidence at the taxonomy level of the critical content.	Teacher helps students produce and defend a claim (assertion of truth or factual statement) by examining their own reasoning or the logic of presented information, processes, and procedures.	As a result of monitoring all students, the teacher intentionally plans and integrates multiple strategies or behaviors associated with this element; or teacher adapts strategies to meet the specific needs of students to ensure the desired effect is evident in all students.

Helping Students Revise Knowledge

Focus Statement: Teacher engages students in revision of previous knowledge by correcting errors and misconceptions as well as adding new information.

Desired Effect: Evidence (formative data) demonstrates students make additions, deletions, clarifications, or revisions to previous knowledge that deepen their understanding.

Example Teacher Instructional Techniques (Check any technique used in the lesson)

- Engage groups or the entire class in an examination of how deeper understanding changed perceptions of previous content
- Prompt students to summarize and defend how their understanding has changed
- Guide students to identify alternative ways to execute procedures
- Guide students to use repeated reasoning and make generalizations about patterns seen in the content
- Prompt students to update previous entries in their notes or digital resources to correct errors after activities such as examining their reasoning or examining similarities and differences

Example Teacher Techniques for Monitoring for Learning (Check any category used in the lesson)

- Use a Group Activity to monitor that students deepen understanding by revising their knowledge
- Use Student Work (Recording and Representing) to monitor that students deepen understanding by revising their knowledge
- Use All Response Methods to monitor that students deepen understanding by revising their knowledge
- Use Questioning Sequences to monitor that students deepen understanding by revising their knowledge

Example Student Evidence of Desired Effect (Percent of students who demonstrate achievement of the desired effect that students deepen understanding by revising their knowledge. Student evidence is obtained as the teacher uses a monitoring technique.)

- Corrections are made to written work (e.g. reports, essay, notes, position papers, graphic organizers)
- Groups make corrections and/or additions to information previously recorded about content
- Explain previous errors or misconceptions about content
- Revisions demonstrate alternative ways to execute procedures
- Revisions demonstrate repeated reasoning and generalizations about patterns seen in the content

Example Adaptations a teacher can make after monitoring student evidence and determining how many students demonstrate the desired learning

- Reteach or use a new teacher technique
- Utilize peer resources
- Modify task
- Provide additional resources

Not Using (0)	Beginning (1)	Developing (2)	Applying (3)	Innovating (4)
Strategy was called for but not exhibited.	Uses strategy incorrectly or with parts missing.	Teacher engages students in revision of previous knowledge by correcting errors and misconceptions as well as adding new information, but less than the majority of students are displaying the desired effect in student evidence at the taxonomy level of the critical content.	Teacher engages students in revision of previous knowledge by correcting errors and misconceptions as well as adding new information.	The desired effect is displayed in the majority of student evidence at the taxonomy level of the critical content.
				As a result of monitoring all students, the teacher intentionally plans and integrates multiple strategies or behaviors associated with this element; or the teacher adapts strategies to meet the specific needs of students to ensure the desired effect is evident in all students.

Helping Students Engage in Cognitively Complex Tasks

Focus Statement: Teacher coaches and supports students in complex tasks that require experimenting with the use of their knowledge by generating and testing a proposition, a theory, and/or a hypothesis.

Desired Effect: Evidence (formative data) demonstrates students prove or disprove the proposition, theory, or hypothesis.

Example Teacher Instructional Techniques (Check any technique used in the lesson)

- Based on the prior content and learning, model, coach, and support the process of generating and testing
 - A proposition
 - A proposed theory
 - A hypothesis
- Provide prompt(s) for students to experiment with their own thinking
- Observe, coach, and support productive student struggle
- Ask students to design how they will examine and analyze the strength of support for testing their proposition, theory, or hypothesis
- Coach students to persevere with the complex task
- Engage students with an explicit decision-making, problem-solving, experimental inquiry, or investigation task that requires them to
 - Generate conclusions
 - Identify common logical errors
 - Present and support propositions, theories, or hypotheses
 - Navigate digital and traditional resources

Example Teacher Techniques for Monitoring for Learning (Check any category used in the lesson)

- Use a Group Activity to monitor that students prove or disprove the proposition, theory or hypothesis
- Use Student Work (Recording and Representing) to monitor that students prove or disprove the proposition, theory, or hypothesis
- Use Questioning Sequences to monitor that students prove or disprove the proposition, theory, or hypothesis

Example Student Evidence of Desired Effect (Percent of students who demonstrate achievement of the desired effect that students prove or disprove the proposition, theory, or hypothesis. Student evidence is obtained as the teacher uses a monitoring technique.)

- Explain the proposition, theory, or hypothesis they are testing
- Present evidence to explain whether their proposition, theory, or hypothesis was confirmed or disconfirmed and support their explanation
- Justify the process used to support the proposition, theory, or hypothesis
- Precisely explain perseverance with the task with reasoning and conclusions
- Artifacts/student work indicate that while engaged in generating and testing a proposition, proposed theory, or hypothesis, students can
 - Generate conclusions
 - Identify common logical errors
 - Present and support the proposition, theory, or hypothesis
 - Navigate digital and traditional resources
 - Identify how multiple ideas are related

Example Adaptations a teacher can make after monitoring student evidence and determining how many students demonstrate the desired learning

- Utilize different coaching/facilitation techniques
- Reorganize groups
- Utilize peer resources
- Modify task
- Provide additional resources

Not Using (0)	Beginning (1)	Developing (2)	Applying (3)	Innovating (4)
Strategy was called for but not exhibited.	Uses strategy incorrectly or with parts missing.	Teacher coaches and supports students in complex tasks that require experimenting with the use of their knowledge by generating and testing a proposition, a theory and/or a hypothesis, but less than the majority of students are displaying the desired effect in student evidence at the taxonomy level of the critical content.	Teacher coaches and supports students in complex tasks that require experimenting with the use of their knowledge by generating and testing a proposition, a theory, and/or a hypothesis. The desired effect is displayed in the majority of student evidence at the taxonomy level of the critical content.	As a result of monitoring all students, the teacher intentionally plans and integrates multiple strategies or behaviors associated with this element; or the teacher adapts strategies to meet the specific needs of students to ensure the desired effect is evident in all students.

Using Formative Assessment to Track Progress

Focus Statement: Teacher uses formative assessment to facilitate tracking of student progress on one or more learning targets.

Desired Effect: Evidence (formative data) demonstrates students identify their current level of performance as it relates to standards-based learning targets embedded in the performance scale.

Example Teacher Instructional Techniques (Check any technique used in the lesson)

- Help students track their individual progress toward the learning target (i.e. charts, graphs, data notebooks, etc.)
- Ask students to explain their progress toward the learning target
- Ask students to provide evidence of their progress toward the learning target
- Facilitate individual conferences regarding use of data to track progress
- Use formative measures to chart individual and/or class progress towards learning targets using a performance scale
- Use formative assessment that reflects awareness of cultural differences represented in the classroom

Example Student Evidence of Desired Effect (Percent of students that demonstrate achievement of the desired effect that students identify their current level of performance. Student evidence is obtained during group activities and/or student work.)

- Systematically update their status on the learning targets using a chart, graph, or data notebook
- Describe their status relative to learning targets using the scale (e.g. exit ticket, summary, etc.)
- Individual conferences document that students provide artifacts and data regarding their progress toward learning targets
- Demonstrate autonomy in providing evidence of progress on learning targets
- Responses to formative assessment may involve cultural content

Example Adaptations a teacher can make after monitoring student evidence and determining how many students demonstrate the desired effect

- Utilize peer resources
- Modify task
- Provide additional resources

Not Using (0)	Beginning (1)	Developing (2)	Applying (3)	Innovating (4)
Strategy was called for but not exhibited.	Uses strategy incorrectly or with parts missing.	Teacher uses formative assessment to facilitate tracking of student progress on one or more learning targets, but less than the majority of students are displaying the desired effect.	Teacher uses formative assessment to facilitate tracking of student progress on one or more learning targets. The desired effect is displayed in the majority of students.	As a result of monitoring all students, the teacher intentionally plans and integrates multiple strategies or behaviors associated with this element; or the teacher adapts strategies to meet the specific needs of students to ensure the desired effect is evident in all students.

Providing Feedback and Celebrating Progress

Focus Statement: Teacher provides feedback to students regarding their formative and summative progress as it relates to learning targets and/or unit goals.

Desired Effect: Evidence (formative data) demonstrates students continue learning and making progress towards learning targets as a result of receiving feedback.

Example Teacher Instructional Techniques (Check any technique used in the lesson)

- Provide specific feedback to students regarding formative and/or summative data as it relates to learning targets
- Celebrate individual student progress when formative/summative data indicate gains in achieving learning targets
- Celebrate as groups make progress toward learning targets
- Implement a systematic, ongoing process to provide feedback
- Use a variety of ways to celebrate progress toward learning targets (not general praise)
 - Show of hands
 - Certificate of success
 - Parent notification
 - Round of applause
 - Academic praise
 - Digital media
- Ensure celebrations involve culturally relevant components
- Ask students to explain how they use feedback
- Ask students how celebrations encourage them to continue learning

Example Student Evidence of Desired Effect (Percent of students that demonstrate achievement of the desired effect that students continue learning and make progress towards learning targets. Student evidence is obtained during group activities and/or student work.)

- Show signs of pride regarding their accomplishments in the class (e.g. body language, work production, quality of work, etc.)
- Show signs of pride regarding development of mathematical practices
- Initiate celebration of individual success, group success, and that of the whole class
- Use feedback to revise or update work to help meet their learning target
- Surveys indicate students want to continue making progress
- Actions and responses indicate the teacher is equitable in providing feedback and/or celebrating progress

Example Adaptations a teacher can make after monitoring student evidence and determining how many students demonstrate the desired effect

- Utilize new methods to celebrate success
- Provide additional opportunities to give feedback

Not Using (0)	Beginning (1)	Developing (2)	Applying (3)	Innovating (4)
Strategy was called for but not exhibited.	Uses strategy incorrectly or with parts missing.	Teacher provides feedback to students regarding their formative and summative progress as it relates to learning targets and/or unit goals, but less than the majority of students are displaying the desired effect.	Teacher provides feedback to students regarding their formative and summative progress as it relates to learning targets and/or unit goals. The desired effect is displayed in the majority of students.	As a result of monitoring all students, the teacher intentionally plans and integrates multiple strategies or behaviors associated with this element; or the teacher adapts strategies to meet the specific needs of students to ensure the desired effect is evident in all students.

Organizing Students to Interact with Content

Focus Statement: Teacher organizes students into appropriate groups to facilitate the learning of content.

Desired Effect: Evidence (formative data) demonstrates students process content (i.e. new, going deeper, cognitively complex) as a result of group organization.

Example Teacher Instructional Techniques (Check any technique used in the lesson)

- Establish routines for student grouping and interaction for the expressed purpose of processing content
- Provide guidance regarding group interactions and critiquing the reasoning of others
- Provide guidance on one or more cognitive skills appropriate for the lesson
- Utilize assignments or tasks at the appropriate taxonomy level of content
- Provide guidance on one or more conative skills
 - Becoming aware of the power of interpretations
 - Avoiding negative thinking
 - Taking various perspectives
 - Interacting responsibly
 - Handling controversy and conflict resolution
- Organize students into ad hoc groups during individual lessons (i.e. use techniques to ensure equity)
- Use various group processes and activities to reflect the taxonomy level of the learning targets

Example Student Evidence of Desired Effect (Percent of students that demonstrate achievement of the desired effect that students process content as a result of group organization. Student evidence is obtained during group activities and/or student work.)

- Work within groups with an organized purpose
- Exhibit awareness of the power of interpretations
- Avoid negative thinking
- Take various perspectives
- Interact responsibly and respectfully critique the reasoning of others
- Appear to know how to handle controversy and conflict resolution
- Actively ask and answer questions about the content (i.e. assignments or tasks)
- Add their perspectives to discussions
- Generate clarifying questions about the content
- Explain individual student and/or group thinking about the content
- Take responsibility for the learning of peers

Example Adaptations a teacher can make after monitoring student evidence and determining how many students demonstrate the desired effect

- Reorganize groups
- Utilize peer resources
- Modify task
- Provide additional resources

Not Using (0)	Beginning (1)	Developing (2)	Applying (3)	Innovating (4)
Strategy was called for but not exhibited.	Uses strategy incorrectly or with parts missing.	Teacher organizes students into appropriate groups to facilitate the processing of content, but less than the majority of students are displaying the desired effect.	Teacher organizes students into appropriate groups to facilitate the processing of content.	As a result of monitoring all students, the teacher intentionally plans and integrates multiple strategies or behaviors associated with this element; or the teacher adapts strategies to meet the specific needs of students to ensure the desired effect is evident in all students.

Establishing and Acknowledging Adherence to Rules and Procedures

Focus Statement: Teacher establishes classroom rules and procedures that facilitate students working cooperatively and acknowledge students who adhere to rules and procedures.

Desired Effect: Evidence (formative data) demonstrates students know and follow classroom rules and procedures (to facilitate learning) as a result of teacher acknowledgment.

Example Teacher Instructional Techniques (Check any technique used in the lesson)

- Involve students in designing classroom routines and procedures to develop a culturally responsive classroom
- Actively teach student self-regulation strategies
- Use classroom meetings to review and process rules and procedures to ensure equity
- Remind students of rules and procedures
- Ask students to restate or explain rules and procedures
- Provide cues or signals when a rule or procedure should be used
- Physically occupy all quadrants of the room
- Scan the entire room, making eye contact with each student
- Recognize potential sources of disruption and deal with them immediately
- Proactively address inflammatory situations
- Consistently exhibit “withitness” behaviors
- Recognize and/or acknowledge students or groups who follow rules and procedures
- Organize physical layout of the classroom to facilitate work in groups and easy access to materials

Example Student Evidence of Desired Effect (Percent of students that demonstrate achievement of the desired effect that students know and follow classroom rules and procedures. Student evidence is obtained during group activities and/or student work.)

- Follow clear routines during class
- Explain classroom rules and procedures
- Describe the classroom as an orderly and safe environment
- Recognize cues and signals by the teacher
- Self-regulate behavior while working individually
- Self-regulate behavior while working in groups
- Recognize that the teacher is aware of their behavior
- Interact responsibly with teacher and other students
- Explain how the individuality of each student is honored in the classroom
- Describe the teacher as fair and responsive to individual students
- Describe the teacher as “aware of what is going on” or “has eyes on the back of his/her head”
- Respond appropriately to teacher direction and/or guidance regarding rules and procedures
- Move purposefully about the classroom and efficiently access materials

Example Adaptations a teacher can make after monitoring student evidence and determining how many students demonstrate the desired effect

- Modify rules and procedures
- Seek additional student input
- Reorganize physical layout of the classroom

Not Using (0)	Beginning (1)	Developing (2)	Applying (3)	Innovating (4)
Strategy was called for but not exhibited.	Uses strategy incorrectly or with parts missing.	Teacher establishes classroom rules and procedures that facilitate students working cooperatively and acknowledge students who adhere to rules and procedures, but less than the majority of students are displaying the desired effect.	Teacher establishes classroom rules and procedures that facilitate students working cooperatively and acknowledge students who adhere to rules and procedures.	As a result of monitoring all students, the teacher intentionally plans and integrates multiple strategies or behaviors associated with this element; or the teacher adapts strategies to meet the specific needs of students to ensure the desired effect is evident in all students.

Using Engagement Strategies

Focus Statement: Teacher uses engagement strategies to cognitively engage or re-engage students with the content.

Desired Effect: Evidence (formative data) demonstrates students cognitively engage or re-engage as a result of teacher action.

Example Teacher Instructional Techniques (Check any technique used in the lesson)

- Take action or use specific strategies to re-engage students
- Use academic games
- Manage response rates
- Use physical movement
- Maintain a lively pace
- Use crisp transitions from one activity to another
- Demonstrate intensity and enthusiasm for the content
- Use friendly controversy
- Provide opportunities for students to talk about themselves as it relates to the content (i.e. incorporate cultural connections)
- Present unusual or intriguing information about the content

Example Student Evidence of Desired Effect (Percent of students that demonstrate achievement of the desired effect that students cognitively engage or re-engage as a result of teacher action. Student evidence is obtained during group activities and/or student work.)

- Behaviors show awareness that the teacher is noticing students' level of engagement
- Behaviors show the engagement strategy increases cognitive engagement
- Student-centered tasks and processes produce high levels of cognitive engagement
- Talk with groups or in response to questions is focused on critical content
- Engage in the critical content with enthusiasm
- Self-regulate engagement and engagement of peers
- Multiple students or the entire class respond to questions posed by the teacher
- Artifacts/student work indicate students are cognitively engaged in the critical content

Example Adaptations a teacher can make after monitoring student evidence and determining how many students demonstrate the desired effect

- Vary engagement technique
- Reorganize groups
- Modify task
- Utilize peer resources
- Vary resources

Not Using (0)	Beginning (1)	Developing (2)	Applying (3)	Innovating (4)
Strategy was called for but not exhibited.	Uses strategy incorrectly or with parts missing.	Teacher uses engagement strategies to cognitively engage or re-engage students with the content, but less than the majority of students are displaying the desired effect in student evidence at the taxonomy level of the critical content.	Teacher uses engagement strategies to cognitively engage or re-engage students with the content. The desired effect is displayed in the majority of students.	As a result of monitoring all students, the teacher intentionally plans and integrates multiple strategies or behaviors associated with this element, or the teacher adapts strategies to meet the specific needs of students to ensure the desired effect is evident in all students.

Establishing and Maintaining Effective Relationships in a Student-Centered Classroom

Focus Statement: Teacher behaviors foster a sense of classroom community by acknowledgement and respect for the diversity of each student.

Desired Effect: Evidence (student action) shows students feel valued and part of the classroom community.

Example Teacher Instructional Techniques (Check any technique used in the lesson)

- Encourage students to share their thinking and perspectives
- Seek student input regarding classroom activities and culture
- Relate content-specific knowledge to personal aspects of students' lives
- Discuss with students about topics in which they are interested
- Discuss equity and individual needs of students
- Use student input and feedback to maintain an academic focus on rigor
- Build student interests into lessons (i.e. incorporate cultural connections)
- Use students' personal interests to highlight or reinforce conative skills (e.g. cultivating a growth mindset)
- Compliment students regarding academic and personal accomplishments
- Engage in conversations with students about events in their lives outside of school
- When appropriate, use humor and/or playful dialogue with students
- Use nonverbal signals (e.g. smile, nod, "high five", pat on shoulder, thumbs up, fist bump, silent applause, eye contact, etc.)
- Remain calm in response to inflammatory situations
- Interact with each student in the same calm and controlled fashion
- Remain objective and in control by not demonstrating personal offense at student misconduct
- Celebrate students' individual diversity, uniqueness, and cultural traditions

Example Student Evidence of Desired Effect (Percent of students that demonstrate achievement of the desired effect that their actions show they feel valued and part of the classroom community. Student evidence is obtained during group activities and/or student work.)

- Change behavior when the teacher demonstrates understanding of their interests and diverse backgrounds
- Demonstrate verbal and nonverbal behaviors that indicate they feel accepted by their teacher
- Respond positively to verbal interactions with the teacher
- Respond positively to nonverbal interactions with the teacher
- Readily share their perspectives and thinking with the teacher
- Describe their teacher as respectful and responsive to the diverse needs of each student
- Actions show students trust the teacher to advocate for them
- Contribute to a positive classroom community through interactions with peers

Example Adaptations a teacher can make after monitoring student evidence and determining how many students demonstrate the desired effect

- Seek additional input from students
- Seek additional resources for self and students
- Utilize peer resources

Not Using (0)	Beginning (1)	Developing (2)	Applying (3)	Innovating (4)
Strategy was called for but not exhibited.	Uses strategy incorrectly or with parts missing.	Teacher behaviors foster a sense of classroom community by acknowledgement and respect for the diversity of each student, but less than the majority of students are displaying the desired effect.	Teacher behaviors foster a sense of classroom community by acknowledgement and respect for the diversity of each student.	As a result of monitoring all students, the teacher intentionally plans and integrates multiple strategies or behaviors associated with this element; or the teacher adapts strategies to meet the specific needs of students ensure the desired effect is evident in all students.

Communicating High Expectations for Each Student to Close the Achievement Gap

Focus Statement: Teacher exhibits behaviors that demonstrate high expectations for each student to achieve academic success.

Desired Effect: Evidence (student surveys, interviews, work) shows the teacher expects each student to perform at their highest level of academic success.

Example Teacher Instructional Techniques (Check any technique used in the lesson)

- Use methods to ensure each student is held responsible for participation in classroom activities
- Chart questioning patterns to ensure each student is asked questions with the same frequency
- Track grouping patterns to ensure each student has the opportunity to work and interact with other students
- Does not allow negative or sarcastic comments about any student
- Identify students for whom expectations are different and the various ways in which these students have been treated differently
- Provide students with strategies to avoid negative thinking about one's thoughts and actions
- Ask questions of each student at the same rate and frequency
- Ask complex questions of each student that require conclusions at the same rate and frequency
- Rephrase questions for each student when they provide an incorrect answer
- Probe each student to provide evidence of their conclusions
- Ask each student to examine the sources of their evidence
- Allow students who become frustrated during questioning to collect their thoughts and have an opportunity to answer at a later point in the lesson
- Probe each student to further explain their answers when they are incorrect
- Require perseverance and productive struggle in solving problems and overcoming obstacles

Example Student Evidence of Desired Effect (Percent of students that demonstrate achievement of the desired effect that their teacher expects each student to perform at their highest level of academic success. Student evidence is obtained during group activities and/or student work.)

- Treat each other with respect
- Actions show students avoid negative thinking about personal thoughts and actions
- Respond to difficult questions
- Take risks by offering incorrect or alternative answers
- Participate in classroom activities and discussions
- Artifacts/student work show the teacher won't "let you off the hook" or "won't give up on you"
- Artifacts/student work show the teacher holds each student to the same level of expectancy as others for drawing conclusions and providing sources of evidence
- Model teacher behaviors that show care and respect for each classmate
- Demonstrates perseverance and productive struggle in solving problems and overcoming obstacles

Example Adaptations a teacher can make after monitoring student evidence and determining how many students demonstrate the desired effect

- Modify questioning techniques and patterns
- Reorganize seating patterns and groups
- Reflect on student interactions and change teacher behaviors

Not Using (0)	Beginning (1)	Developing (2)	Applying (3)	Innovating (4)
Strategy was called for but not exhibited.	Uses strategy incorrectly or with parts missing.	Teacher exhibits behaviors that demonstrate high expectations for each student to achieve academic success, but less than the majority of students are displaying the desired effect.	Teacher exhibits behaviors that demonstrate high expectations for each student to achieve academic success.	As a result of monitoring all students, the teacher intentionally plans and integrates multiple strategies or behaviors associated with this element; or the teacher adapts strategies to meet the specific needs of students to . . .

Adhering to School/District Policies and Procedures

Focus Statement: Teacher adheres to school and district policies and procedures.

Desired Effect: Teacher adheres to school and district rules and procedures.

Example Teacher Evidence

- Performs assigned duties
- Fulfills responsibilities in a timely manner
- Follows policies, regulations, and procedures (e.g. bullying, HR plans, sexual harassment, etc.)
- Maintains accurate records (e.g. student progress, attendance, parent conferences, etc.)
- Understands legal issues related to colleagues, students, and families (e.g. cultural, special needs, equal rights, etc.)
- Maintains confidentiality of colleagues, students, and families
- Advocates for equality for each student
- Demonstrates personal integrity and ethics
- Uses social media appropriately

Not Using (0)	Beginning (1)	Developing (2)	Applying (3)	Innovating (4)
Teacher makes no attempt to adhere to school and district policies and procedures.	Teacher inconsistently adheres to school and district policies and procedures.	Teacher adheres to school and district policies and procedures.	Teacher adheres to school and district policies and procedures <i>and</i> articulates how they adhere to school and district policies and procedures.	Teacher helps others by sharing evidence of how to support school and district policies and procedures.

Maintaining Expertise in Content and Pedagogy

Focus Statement: Teacher continually deepens knowledge in content (subject area) and classroom instructional strategies (pedagogy).

Desired Effect: Teacher provides evidence of developing expertise in content area and classroom instructional strategies.

Example Teacher Evidence

- Participates in professional development opportunities
- Seeks mentorship from subject area experts
- Seeks mentorship from highly effective teachers
- Actively seeks help and input from appropriate school personnel to address issues that impact instruction
- Demonstrates a growth mindset and/or seeks feedback
- Implements a deliberate practice or professional growth plan
- Seeks innovative ways to improve student achievement
- Gathers and keeps evidence of the effects of specific classroom strategies and behaviors on specific categories of students (i.e., different socio-economic groups, different ethnic groups)
- Uses a reflection process for analysis of specific strengths and weaknesses of individual lessons and units
- Uses a reflection process for analysis of specific instructional strengths and weaknesses
- Explains the differential effects of specific classroom strategies on closing the achievement gap
- Seeks opportunities to develop deeper understanding of cultural responsiveness
- Uses formative and summative data to make instructional planning decisions
- Teacher observational data is correlated to student achievement data
- Identifies specific areas of strengths and weaknesses within instructional strategies or conditions for learning
- Keeps track of identified focus areas for improvement within instructional strategies or conditions for learning

Not Using (0)	Beginning (1)	Developing (2)	Applying (3)	Innovating (4)
Teacher makes no attempt to deepen knowledge in content area and classroom instructional strategies.	Teacher attempts to deepen knowledge in content area and classroom instructional strategies.	Teacher continually deepens knowledge in content (subject area) and classroom instructional strategies (pedagogy).	Teacher continually deepens knowledge in content and classroom instructional strategies and provides evidence of developing expertise in content area and classroom instructional strategies.	Teacher helps others by sharing evidence of how to develop expertise in content area and classroom instructional strategies.

Promoting Teacher Leadership and Collaboration

Focus Statement: Teacher promotes teacher leadership and a culture of collaboration.

Desired Effect: Teacher provides evidence of teacher leadership and promoting a school-wide culture of professional learning.

Example Teacher Evidence

- Contributes and shares expertise and new ideas with colleagues to enhance student learning in formal and informal ways
- Serves as an appropriate role model (i.e. mentor, coach, presenter, researcher) regarding specific classroom strategies and behaviors
- Documents specific situations of mentoring other teachers
- Works cooperatively with appropriate school personnel to address issues that impact student learning
- Accesses available expertise and resources to support students' learning needs
- Promotes positive conversations and interactions with teachers and colleagues
- Fosters collaborative partnerships with parents to enhance student success in a manner that demonstrates integrity, confidentiality, respect, flexibility, fairness, and trust
- Encourages parent involvement in classroom and school activities
- Demonstrates awareness and sensitivity to social, cultural, and diverse needs of families
- Uses multiple means and modalities to communicate with families
- Seeks a role and participates in Professional Learning Community meetings
- Serves as a student advocate in the classroom, school, and community
- Participates in school and community activities as appropriate to support students and families
- Serves on school and district-level committees
- Works to achieve school and district improvement goals

Not Using (0)	Beginning (1)	Developing (2)	Applying (3)	Innovating (4)
Teacher makes no attempt to promote teacher leadership and a culture of collaboration.	Teacher attempts to promote teacher leadership and a culture of collaboration.	Teacher promotes teacher leadership and a culture of collaboration.	Teacher promotes teacher leadership and a culture of collaboration and provides evidence of promoting leadership as a teacher and promoting a school-wide culture of professional learning.	Teacher helps others by sharing evidence of how to promote teacher leadership and a culture of collaboration.